

# **Criminal Court of the City of New York**

## **Annual Report 2011**

**Hon. Barry A. Kamins**  
Administrative Judge

**Justin A. Barry**  
Chief Clerk



## **CRIMINAL COURT OF THE CITY OF NEW YORK**

### **2011 ANNUAL REPORT**

Published May 2012

This Report was published by the Office of the Chief Clerk of New York City Criminal Court.

#### **Editor**

Justin Barry, Esq.

#### **Writer**

Lisa Lindsay, Esq.

#### **Contributors**

Tara Begley

Darren Edwards

Carolyn Cardoret

## **TABLE OF CONTENTS**

### **Page**

### **INTRODUCTION**

Courthouse Locations	4
NYC Criminal Court Jurisdiction	5
Calendar Year 2011 - Executive Summary	6
NYC Criminal Court 2011 By the Numbers	6
New York City Criminal Court Judges	7
Organizational Structure of NYC Criminal Court	8
Introduction - Administrative Judge Barry Kamins	10
Criminal Court Caseload - A 10 Year Overview	11
Welcome - Chief Clerk Justin Barry	14

### **COURT OPERATIONS**

<b>Summary Information</b>	11
Combined Filings	13
Calendared Cases	15
Dockets Pending	16
Dispositions	18
<b>Arraignments</b>	19
Arraignment Parts	19
Arraignment Sessions	20
Arrest to Arraignment - The Process	21
DAT/On-Line Arraignments	22
Arraignments - Types of Charges	25
Arrest to Arraignment - The Path of the Case	28
Arraignment Dispositions	29



	Page
Most Frequently Charged Offenses At Arraignments	30
Bronx Criminal Division	32
Citywide Summons Operation	33
Summonses - Revenue	33
Summonses - From Ticket to Hearing	34
Summonses - Filings, Docketing and Arraignments	35
Summonses - Trials	36
Most Frequently Charged Summons Offenses 2011	37
Plea By Mail	38
<b>Pre-Trial All-Purpose Parts</b>	40
Felony Waiver Parts	49
Domestic Violence Courts	49
Compliance Parts	50
<b>Trial Parts</b>	51
Trials	52
Pre-Trial Hearings	54
<b>Community Courts</b>	56
Red Hook Community Justice Center	56
Midtown Community Court	56
<b>Central Administration</b>	58
Criminal Court Revenue	58
Criminal Court Disbursements	59



## Courthouse Locations

### Queens Criminal Court

125-01 Queens Blvd., Kew Gardens, NY 11415

### Queens Summons

120-55 Queens Blvd., Kew Gardens, NY 11415

### Midtown Community Court

314 W.54th Street, New York, NY 10019

### Citywide Summons

346 Broadway, New York, NY 10013

### Manhattan Criminal Court

100 Centre Street, New York, NY 10013

### Brooklyn Criminal Court

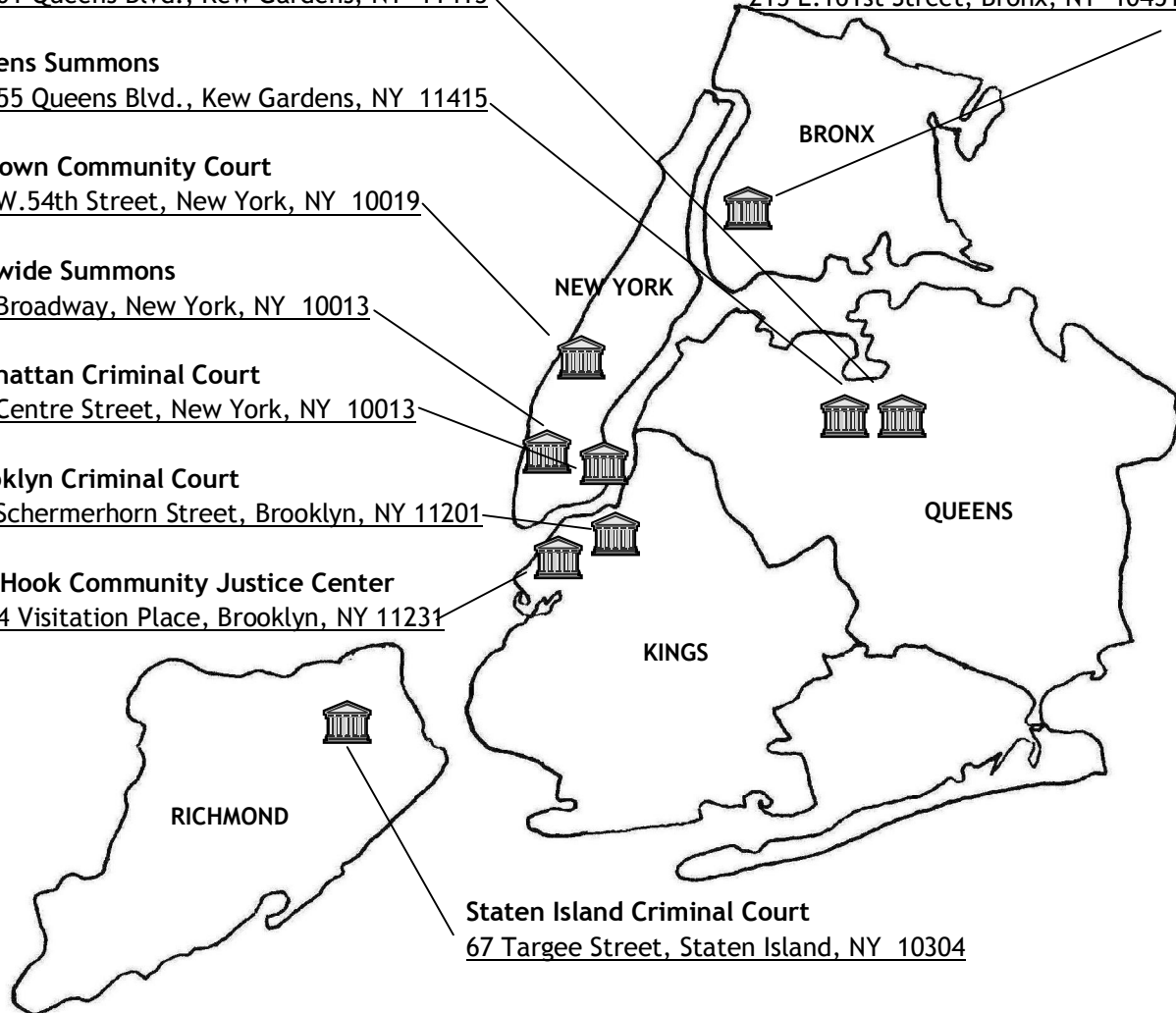
120 Schermerhorn Street, Brooklyn, NY 11201

### Red Hook Community Justice Center


88-94 Visitation Place, Brooklyn, NY 11231

### Bronx Arraignments and Summons

215 E.161st Street, Bronx, NY 10451



## NEW YORK CITY





## NYC Criminal Court Jurisdiction

New York City Criminal Court is a court of citywide jurisdiction but, since November 2004, has exercised administrative oversight of Criminal Court operations in four of five boroughs of New York City.\* In 2011 Criminal Court administration assigned sixty-three judges to preside over cases in five main courthouses, two community courthouses, a citywide summons operation in Manhattan and a summons operation in the Queens Borough Hall.

Criminal Court has preliminary jurisdiction over all arrests processed in the five counties of New York City by state and local law enforcement agencies. Criminal Court arraigns the vast majority of felony, misdemeanor and petty offense cases in the city.

### Misdemeanors

Criminal Court has trial jurisdiction over all misdemeanor cases not prosecuted by indictment — and adjudicates these cases in Kings, New York, Queens and Richmond Counties from their initial court appearance until final disposition. (In Bronx County, misdemeanors that survive Criminal Court arraignment are transferred to the Criminal Division of Bronx Supreme Court). Outside Bronx County, Criminal Court handles all aspects of the hundreds of thousands of misdemeanor cases filed each year including arraignment, trial readiness, motion practice, pre-trial hearings and trial. The vast majority of misdemeanor cases are disposed

by guilty plea, other disposition or dismissal but the Court presides over three to five hundred trials each year.

### Summonses

Cases initiated by a summons make up a very large portion of the cases heard in Criminal Court. Summonses are typically issued by police officers for minor Penal Law violations or by peace officers/enforcement agents (and, again, police officers) whose duties mandate enforcement of the local laws (e.g., the NYC Administrative Code). Criminal Court has trial jurisdiction over summons matters, hearing these cases from arraignment to trial or final disposition.

### Felonies

Criminal Court has preliminary jurisdiction over felony cases. Felonies are typically arraigned in Criminal Court. Cases are usually adjourned to a Felony Waiver Part to await the decision of the Grand Jury on whether the defendant should stand trial on the felony charges. Felony cases are transferred to Supreme Court after a grand jury votes an indictment.

While Criminal Court does not have jurisdiction to hear trials on felony matters, a very large number of final dispositions on felonies are adjudicated by our Criminal Court judges sitting in Felony Waiver Parts. (These judges are designated by administra-

tive orders to sit as Acting Justices of the Supreme Court). These parts act as both Criminal Court and Supreme Court Parts, allowing prosecutor and defense counsel to agree in certain cases to waive the presentation to the Grand Jury and instead prosecute the case with a Superior Court Information (SCI). Cases disposed of by SCI make up a substantial percentage of all felony dispositions throughout the city.

Criminal Court Jurisdiction for Matters Outside Bronx County

#### Types of Matters Heard in New York City Criminal Court

All Purpose Part	Types of Matters Heard in New York City Criminal Court	
	Misdemeanors and Petty Offenses	Felony Offenses
Arraignment	NYC Criminal Court Has <b>Trial Jurisdiction</b> over misdemeanors and petty offenses (those where the defendant faces no more than one year in jail upon conviction after trial).  Trial Jurisdiction means that once the defendant has been accused of the offense, the Court has the authority to accept a plea of guilty, conduct a trial, or otherwise dispose of the charges.	NYC Criminal Court Has <b>Preliminary Jurisdiction</b> over felony offenses (those where the defendant faces more than one year in jail upon conviction after trial).  Preliminary Jurisdiction means that a criminal action is started in the Court and the Court may conduct proceedings which will lead to prosecution and final disposition in another court that has trial jurisdiction.
Trial	Criminal Court handles all aspects of these cases from arraignment to trial readiness to final disposition. Criminal Court never loses jurisdiction over these cases as it might with a case over which it has <b>Preliminary Jurisdiction</b> . The one exception is when the district attorney files notice that they intend to present the case to a grand jury and seek indictment. If the district attorney obtains an indictment the case is then transferred to Supreme Court. If no indictment follows, Criminal Court retains Trial Jurisdiction.	Felonies are arraigned in Criminal Court and typically sent to the Felony Waiver Part to await grand jury action. Dispositions are taken in the Felony Waiver Part. If a Grand Jury indicts, the case is transferred to Supreme Court.

\* See Bronx Criminal Division Section on page 25





## Calendar Year 2011 - Executive Summary

This report profiles the work and accomplishments of the Criminal Court of the City of New York in 2011. The report is divided into two sections; the first part is an introduction and summary of the organizational structure of the Court and the second part describes court operations - a summary of the Court's work, arraignments, all-purpose parts, trial parts, community courts and other specialized courtrooms, along with a description of the Court's back office. This report explains how each court operation functions and then provides a quantitative analysis of the work in an effort to give the reader a snapshot of the volume and outcomes.

In 2004, the Bronx Criminal Division assumed administrative responsibility over many aspects of misdemeanor case processing in the Bronx. For the most part we do not address statistical information relating to Bronx misdemeanor operations. There are exceptions, however. We do report on summons, arraignment statistics and revenue numbers in the Bronx as part of the entire Criminal Court picture. We have also clearly marked any table or graph that contains Bronx statistics. (See page 30 for further information).

Here are some 2011 Criminal Court milestones :

- 24.94 hour average arrest-to-arraignment time;
- 354,797\* online arrest/DAT cases arraigned;
- 528,618\* summons filings;
- 286,286\* online arrest/DAT dispositions;
- 906,243 cases calendared;
- 494,118 cases calendared in all purpose parts;
- 19,054 felony dispositions in Criminal Court felony waiver parts;
- 1,077 pre-trial hearings commenced;
- 1,595 trial verdicts (combined arrest/DAT and summons);
- \$34,383,169\* in revenue; and
- \$114,404,824\* operating budget.

### NYC Criminal Court 2011 By the Numbers

<b>Budget:</b>	<b>\$114,404,824</b>	<b>Trials (summons cases):</b>	<b>1,089</b>
<b>Total revenue:</b>	<b>\$34,383,169*</b>	<b>Hearings commenced:</b>	<b>1,077</b>
<b>Fine revenue:</b>	<b>\$15,180,173*</b>	<b>Court officers:</b>	<b>511</b>
<b>Bail revenue:</b>	<b>\$10,206,982*</b>	<b>Trial verdicts (arrest cases):</b>	<b>506</b>
<b>Summons revenue:</b>	<b>\$8,820,474*</b>	<b>Clerks:</b>	<b>201</b>
<b>Summons filings:</b>	<b>528,618*</b>	<b>Judges authorized by statute:</b>	<b>107</b>
<b>Arraignments (Online/DATs):</b>	<b>354,797*</b>	<b>Court Reporters:</b>	<b>79</b>
<b>Misdemeanor arraignments:</b>	<b>258,466*</b>	<b>Judges actually sitting:</b>	<b>63*</b>
<b>Felony arraignments:</b>	<b>50,458*</b>	<b>Court Interpreters:</b>	<b>53</b>
<b>Jurors serving:</b>	<b>4,350</b>	<b>Court Attorneys:</b>	<b>59</b>
<b>Non-judicial personnel:</b>	<b>1,162</b>	<b>Courthouses:</b>	<b>9*</b>

\* Includes Bronx information



## 2011 New York City Criminal Court

**Hon. Fern A. Fisher**

Deputy Chief Administrative Judge

### **NEW YORK**

**Hon. Melissa Jackson**  
Supervising Judge

#### **Criminal Court Judges**

Hon. Tamiko Amaker  
Hon. Diana Boyar  
Hon. Robert Mandelbaum  
Hon. Felicia Mennin  
Hon. Joanne Quinones  
Hon. Matthew Sciarrino  
Hon. Marc Whiten

#### **Civil Court Judges**

Hon. Michelle Armstrong  
Hon. Lynn Kotler  
Hon. Gerald Lebovits  
Hon. Rita Mella  
Hon. Frank Nervo  
Hon. Jennifer Schecter

#### **Acting Supreme Court Justice**

Hon. James Burke  
Hon. Abraham Clott  
Hon. Ellen Coin  
Hon. Anthony Ferrara  
Hon. Neil Ross  
Hon. Larry Stephen

#### **Midtown Community Court**

Hon. Richard Weinberg

### **KINGS**

**Hon. William Miller**  
Supervising Judge

#### **Criminal Court Judges**

Hon. George Grasso  
Hon. John Hecht  
Hon. Gilbert Hong  
Hon. Alexander Jeong  
Hon. Robert Kalish  
Hon. Kevin McGrath  
Hon. Charles Troia

#### **Civil Court Judges**

Hon. Frederick Arriaga  
Hon. Dena Douglas  
Hon. Michael Gerstein  
Hon. Desmond Green  
Hon. Evelyn Laporte  
Hon. Shari Michels  
Hon. Geraldine Pickett  
Hon. Linda Poust Lopez  
Hon. Shawndya Simpson  
Hon. Jacqueline Williams  
Hon. John Wilson

#### **Acting Supreme Court Justices**

Hon. Joseph Gubbay  
Hon. Ruth Smith  
Hon. Betty Williams

#### **Red Hook CJC**

Hon. Alex Calabrese

### **QUEENS**

**Hon. Deborah Stevens Modica**  
Supervising Judge

#### **Criminal Court Judges**

Hon. Elisa Koenderman  
Hon. Mary O'Donoghue  
Hon. Toko Serita  
Hon. Michael Yavinsky  
Hon. Stephanie Zaro

#### **Civil Court Judges**

Hon. Ira Margulis  
Hon. John Zoll

#### **Acting Supreme Court Justices**

Hon. Dorothy Chin Brandt  
Hon. Lenora Gerald  
Hon. Gene Lopez  
Hon. Suzanne Melendez  
Hon. Pauline Mullings  
Hon. Joseph Zayas

### **RICHMOND**

**Hon. Alan Meyer**  
Supervising Judge

#### **Criminal Court Judges**

Hon. Mario Mattei

### **BRONX**

#### **Civil Court Judges**

Hon. Joseph Capella  
Hon. Ruben Franco  
Hon. Gia Morris



## Organizational Structure of NYC Criminal Court

By statute, Criminal Court has 107 authorized judgeships. Each Criminal Court judge must be a resident of New York City. The judges are appointed for terms of ten years by the Mayor of the City of New York. Any vacancies which occur prior to the expiration of a term also are filled through appointment by the Mayor.

Many of the 107 judges appointed to the Criminal Court have been assigned to the Criminal Term of the Supreme Court in order to handle felony cases. To assist in processing Criminal Court cases, court administrators have assigned to the Criminal Court, New York City Civil Court Judges and, on occasion, a Judge of the New York City Family Court. All judges presiding over a Criminal Court Part on December 31, 2011 are listed on page 7.

In April 2009, the administration of Criminal Court was changed as part a wider administrative restructuring of the New York City Courts. The position of Administrative Judge of New York City Criminal Court was left vacant and , from April 2009 until January 2012, Hon. Fern Fisher, Deputy Chief Administrative Judge—NYC, was named the central administrative authority for Criminal Court by Chief Judge Jonathan Lippman and Chief Administrative Judge Ann Pfau. While Judge Fisher had overall administrative authority over the Criminal Court citywide, Administrative Judges for Criminal Matters in each County of New York City, working in conjunction with the Courts' Supervising Judges, were responsible for the day-to-day administration of the Criminal Court in their individual County.

(In January 2012, Hon. Barry Kamins was named Administrative Judge of New York City Criminal Court and Supervising Judges of Kings, New York, Queens and Richmond Counties now report directly to him).

In 2011, Administrative Judge Barry Kamins, along with Supervising Judge William Miller oversaw Kings Criminal Court, Administrative Judge Michael Obus and Supervising Judge Melissa Jackson led New York Criminal Court, Administrative Judge Fernando Camacho with Supervising Judge Deborah Stevens Modica were responsible for Queens

Criminal Court and Administrative Judge Philip Minardo and Supervising Judge Alan Meyer headed Richmond Criminal Court. In Bronx County, Administrative Judge Efrain Alvarado and Deputy Administrative Judge Eugene Oliver managed both Bronx Criminal Court and the Bronx Criminal Division.

In 2011, under the direction of the Deputy Chief Administrative Judge, the Chief Clerk of the Court heads the Court's staff of non-judicial personnel. Chief Clerk Justin Barry is assisted in this task by the First Deputy Chief Clerk for citywide operations, Joseph Vitolo. In 2011, the County Chief Clerk for Criminal Matters shared in the day to day management of each borough's Criminal Court, in conjunction with the Borough Chief Clerk. The Chief Clerks and Borough Chief Clerks in each of the five counties of the New York City are as follows: Chief Clerk Barry Clarke and Borough Chief Clerk Don Vasti in New York; Chief Clerk Daniel Alessandrino and Borough Chief Clerk Antonio Diaz in Kings; Chief Clerk Maureen D'Aquila and Acting Borough Chief Clerk Carey Wone in Queens; and Chief Clerk Joseph Como and Borough Chief Clerk Ada Molina in Richmond. The citywide summons operation is supervised by Robert Cassidy and Andrew Hassell and Toni Bullock-Stallings oversee operations at Midtown Community Court and Red Hook Criminal Justice Center, respectively. In addition Mr. Hassell supervises Community Court operations throughout the City as Citywide Community Court Coordinator.

Central Administration staff also include Assistant Chief Walter Glowacz (court officers), who is also responsible for coordinating security services citywide; Lisa Lindsay (Problem Solving Courts); Patricia McCarthy (personnel), who oversees a combined Civil and Criminal Court Human Resources Department; Alice Hegarty (technology); Patrick Iannotto (supply and records), who oversees a combined Civil and Criminal Court Central Services Department; Jacqueline Dupree (data entry); Fernando Smith (interpreters); Gary Patella (cashiering); and Marilyn Vializ (court reporters).



# CRIMINAL COURT CITY OF NEW YORK MANAGEMENT ORGANIZATION

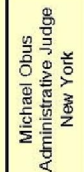
2011




Fern Fisher  
Dep. Chief Administrative Judge  
NYC




Barry Karnins  
Administrative Judge  
Kings



Michael Obus  
Administrative Judge  
New York



Fernando Camacho  
Administrative Judge  
Queens



Philip Minardo  
Administrative Judge  
Richmond



William Miller  
Kings



Melissa Jackson  
New York



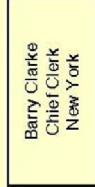
Deborah Modica  
Queens



Alan Meyer  
Richmond



Daniel Alessandrino  
Chief Clerk  
Kings



Barry Clarke  
Chief Clerk  
New York



Maureen D'Aquila  
Chief Clerk  
Queens



Joseph Como  
Chief Clerk  
Richmond



Antonio Diaz  
Kings



Donald Vastli  
New York



Carey Wone  
Queens



Ada Molina  
Richmond



Joseph Vitolo  
1st Dep. Chief Clerk



Robert Cassidy  
Summons



Andrew Hassell  
Community Courts



Lisa Lindsay  
Law Department &  
Problem-Solving  
Court Coordinator



Walter Glowacz  
Court Officers

SUMMONS AND COMMUNITY COURTS

CITYWIDE SUPERVISORS



Gary Patella  
Cashiering



Fernando Smith  
Interpreters



Patrick Iannotto  
Supply and Records




Patricia McCarthy  
Personnel



Jacqueline Dupree  
Data Entry



Alice Hegarty  
Technology



Marilyn Vializ  
Court Reporters



Toni Bullock-Stallings  
Red Hook CJC





## Introduction — Administrative Judge Barry A. Kamins

I was appointed Administrative Judge in January and have been quite impressed with the incredible professionalism and dedication of both our judicial and non-judicial staff. With limited resources, we continue to manage a staggering caseload while providing justice for the almost one million citizens who pass through our courts each year.

In 2011, the court arraigned approximately 355,000 on-line arrests and DATs. This was a 4% decrease from the previous year. What is more notable than this decrease in arraignments, however, is the increased efficiency with which our judges and non-judicial personnel adjudicated these matters. Our two major indices of productivity and efficiency continue to show significant improvement in the way that we handle cases in our very busy court. A snapshot of our pending caseload at the end of 2011 showed a 3% reduction from the same period in 2010 and an even larger 13% decrease from 2008. We also continue to see a steady decrease in calendared cases, with a 5% reduction from 2010 to 2011 and an 8.4% reduction since 2008. These decreases in court appearances and courtroom volume in our busy all-purpose and trial parts, allow our judges and staff to give increased attention to all cases.

With greater efficiency in the all-purpose part, we have seen a concomitant increase in trial capacity. Trial verdicts citywide were up 1.3% from 2010 and jury trial verdicts increased by 12.5%.

What is truly a testament to our judges and staff is that all this has taken place in a year, where the Court saw unprecedented cuts in staffing and resources, including retirement incentives, layoffs, reduction in judicial staffing and drastic cuts in overtime. Nonetheless, we have still been able to handle the numerous challenges that arise each



**Honorable Barry A. Kamins**  
**Administrative Judge**  
**New York City Criminal Court**

and every day in all five counties. The information presented in this Annual Report is a tribute to the dedication, hard work and professionalism of our judges and staff.

- Hon. Barry A. Kamins, Administrative Judge

This report discusses online arrest/Desk Appearance Ticket (DAT) and summonses arraignments and filings. Online arrest/DAT refers to those cases that are filed with the court subsequent to an arrest by a law enforcement officer and the filing of a formal complaint. With online arrest/DAT cases, the defendant is typically detained either at a local police precinct or central booking while fingerprints are taken and a criminal history report returned. Online arrest defendants are held until seen by a judge. DAT defendants are released after printing, at the discretion of law

enforcement, and given a notice to appear in court on a future date. Unless indicated, this report groups these two types of cases together into one category.

Summons cases are started when a law enforcement officer issues an appearance ticket to a defendant with instructions to report to court on a certain date. Typically, the defendant is not detained prior to release and no fingerprints are taken. A complaint is then filed with the Criminal Court to commence the case.



## Criminal Court Caseload – A 10 Year Overview

The total number of online arrest/DAT arraignments decreased by 4% from 2010 to 2011, but were still over 6% higher than those seen in 2006 and over 6% higher than 2001. DAT arraignments citywide have increased over 298% from 2006.

Although the New York City law enforcement continues its focus on “quality of life” crimes, summons filings decreased by 9% from 2010 to 2011. The summons filings for Midtown Community Court increased over 18% from 2010 to 2011, and 127% from 2001.

Petty offenses, which include misdemeanors, violations, infractions and other low level online arrest/DAT arraignments, decreased with numbers 4% lower than 2010, but were 12% higher than those seen in 2006. Felony arraignments continue their downward trend – 4% lower than last year and 17% lower than 2001.

Criminal Court calendared 906,243 online/DAT

cases in 2011, less than the 953,671 calendared in 2010. The Court saw a slight decrease in pending caseloads (as measured by a snapshot on December 31) with a 3% decrease from 2010.

In 2011, the Court brought 286,286 cases to final disposition, an 8% increase over the 2006 dispositions.

Criminal Court judges and personnel continue to manage a large workload with greater efficiency and fewer resources than it has had in past years.

## COURT OPERATIONS – SUMMARY INFORMATION

The charts on pages 11-18 give a summary of the work Criminal Court accomplishes using limited resources - judicial and otherwise - over the course of the year.


### ***Caseloads***

The charts on pages 15-17 show the number of cases Criminal Court calendars each year and its daily caseload, or number of cases in Criminal Court citywide, pending as of the last day of the year. These pending caseload numbers are an indicator of the amount of work pending in the Court at any given time and the amount of work handled by judges and non-judicial personnel.

### ***Dispositions***

The chart on page 18 indicates the numbers and types of dispositions (or the numbers of cases Criminal Court closes) reported every year since 2001.





**Honorable William Miller**  
Supervising Judge, Kings County



**Honorable Deborah Stevens Modica**  
Supervising Judge, Queens County



**Honorable Melissa Jackson**  
Supervising Judge, New York County

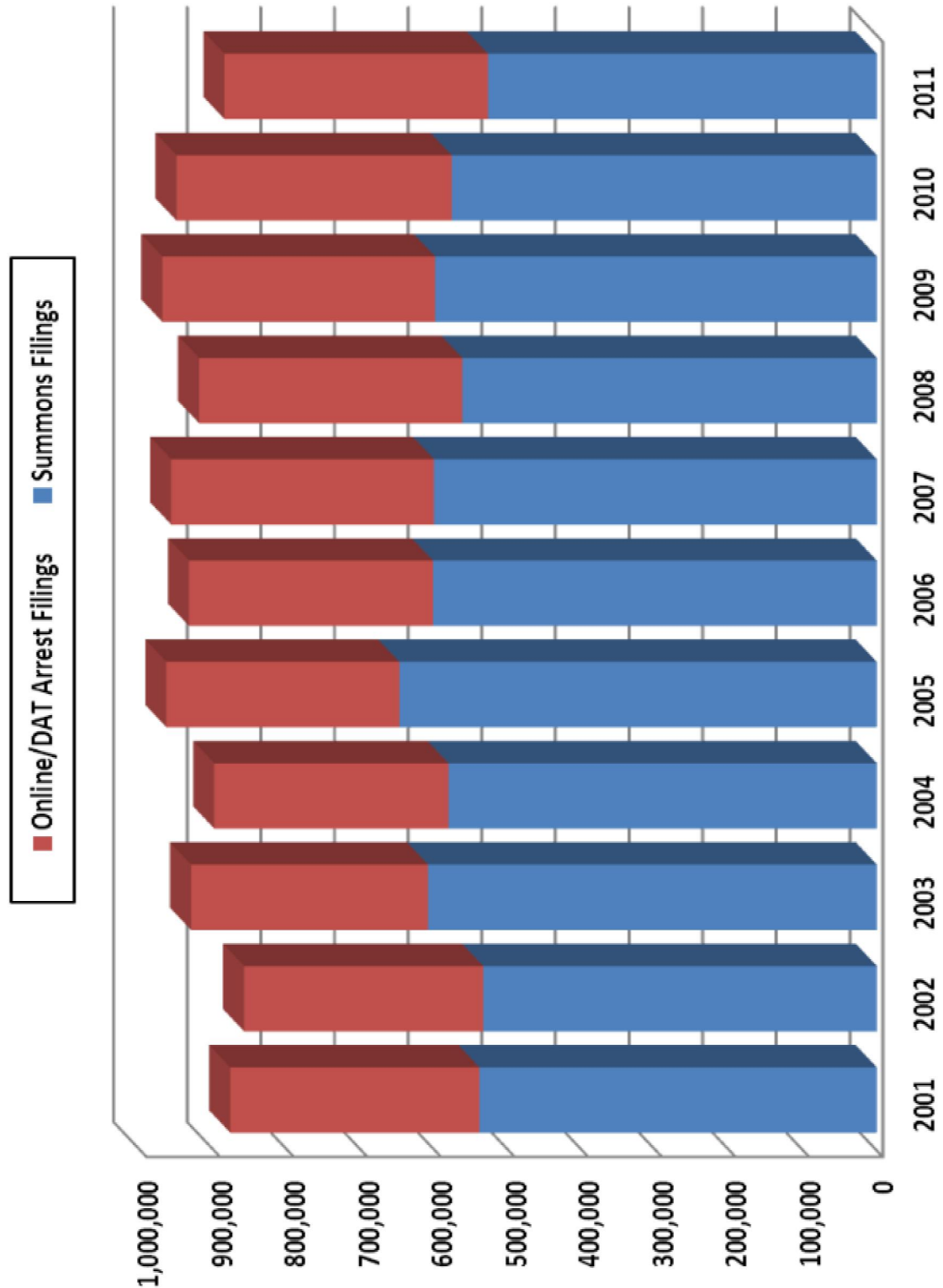


**Honorable Alan Meyer**  
Supervising Judge, Richmond County



## Court Operations – Summary Information

Combined Online/DAT Arrest and Summons Filings







## Welcome – Chief Clerk Justin Barry

2011 was a particularly challenging year for the Unified Court System, in general, and the judges and non-judicial personnel of New York City Criminal Court, in particular. In response to an unprecedented fiscal crisis and budget cuts, the Court lost a significant amount of experienced, capable and professional personnel to a retirement incentive program and layoffs. (They are greatly missed). We were given a mandate to close our very busy courtrooms at 4:30 PM on weekdays and, in an effort to curtail expenditures, we implemented the first reductions in weekend arraignment hours in decades, along with corresponding changes to judges and employees shifts.

Through all of the reductions in staffing, hours and resources, the volume of work never changed. Judges and staff still needed to arraign, adjudicate, try cases and provide justice for people of this City. The Criminal Procedure Law and our constitutional mandates did not change. We still had the same time periods in which to arraign and try cases. Defendants still had the same rights to have their cases tried by information and reviewed by grand jury. Lawyers still expected their motions and applications reviewed and decided in a timely fashion.

The changes in weekend arraignment sessions came with twelve hour shifts for non-judicial staff. The mandated 4:30 PM closing meant adjudicating the same number of cases and providing quality service to members of the public in a significantly shorter court session. Retirements and layoffs, not only affected those employees no longer working for the Courts, but also meant that remaining staff had a large increase in workload in all aspects of court operations, including security, courtroom and back office.

Our judges and non-judicial staff met these challenges head on. Weekend arraignment capacity was cut by as much as one-third in the wake of budget cuts, but our dedicated and professional judges and staff worked harder than ever to ensure we met our mandate to arraign defendants within twenty-four hours. Closing our busy parts at



**Justin Barry**  
**Chief Clerk VII**  
**New York City Criminal Court**

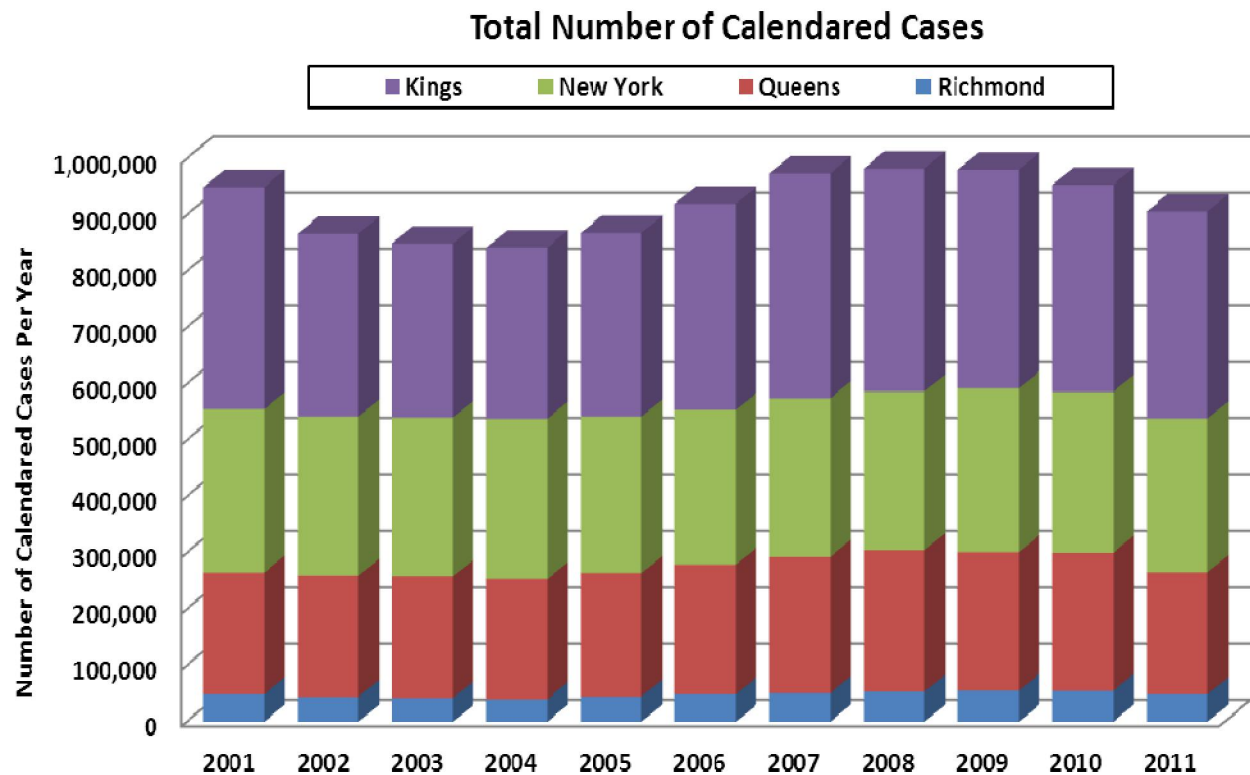
4:30 PM helped the Unified Court System meet its budget targets, but significantly reduced our operating hours. Our dedicated and professional judges and staff worked harder to make sure that every adjournment and court appearance counted. The statistics on arraignments, calendared appearances, pending caseloads and trials profiled in this report bear this out.

I have never been prouder to be a part of this Criminal Court.

- Justin Barry, Chief Clerk



## COURT OPERATIONS – SUMMARY INFORMATION



	Number of Calendared Cases				
	Citywide	Kings	New York	Queens	Richmond
2011	906,243	367,718	273,088	216,702	48,735
2010	953,671	367,764	285,833	245,255	54,819
2009	980,554	388,157	291,113	246,065	55,219
2008	982,510	395,929	281,891	251,205	53,485
2007	973,765	399,345	281,697	242,091	50,632
2006	920,043	366,072	274,794	230,191	48,986
2005	867,854	325,857	278,246	218,928	44,823
2004	841,894	303,784	285,290	212,554	40,266
2003	849,238	308,943	282,329	215,626	42,340
2002	866,741	324,795	282,887	214,488	44,571
2001	949,347	394,457	290,179	215,756	48,955



## COURT OPERATIONS – SUMMARY INFORMATION

Dockets Pending on December 31 (Snapshot of Pending Cases)

	Citywide	Kings	New York	Queens	Richmond
<b>2011 Total</b>	<b>45,404</b>	<b>17,140</b>	<b>15,277</b>	<b>9,664</b>	<b>3,323</b>
<b>2011 Total Pending Disposition</b>	<b>42,279</b>	<b>16,089</b>	<b>14,356</b>	<b>8,829</b>	<b>3,005</b>
<b>2011 Felony</b>	<b>8,515</b>	<b>2,641</b>	<b>2,732</b>	<b>2,651</b>	<b>491</b>
<b>Misd/Inf/Viol/Oth</b>	<b>33,764</b>	<b>13,448</b>	<b>11,624</b>	<b>6,178</b>	<b>2,514</b>
<b>Total Pending Sentence</b>	<b>3,125</b>	<b>1,051</b>	<b>921</b>	<b>835</b>	<b>318</b>
<b>2010 Total</b>	<b>46,304</b>	<b>16,177</b>	<b>16,663</b>	<b>10,774</b>	<b>2,690</b>
<b>2010 Total Pending Disposition</b>	<b>43,414</b>	<b>15,243</b>	<b>15,985</b>	<b>9,875</b>	<b>2,311</b>
<b>2010 Felony</b>	<b>8,736</b>	<b>2,511</b>	<b>3,167</b>	<b>2,644</b>	<b>414</b>
<b>Misd/Inf/Viol/Oth</b>	<b>34,678</b>	<b>12,732</b>	<b>12,818</b>	<b>7,231</b>	<b>1,897</b>
<b>Total Pending Sentence</b>	<b>2,890</b>	<b>934</b>	<b>678</b>	<b>899</b>	<b>379</b>
<b>2009 Total</b>	<b>46,735</b>	<b>16,699</b>	<b>16,967</b>	<b>9,859</b>	<b>3,210</b>
<b>2009 Total Pending Disposition</b>	<b>43,773</b>	<b>15,621</b>	<b>16,432</b>	<b>8,891</b>	<b>2,829</b>
<b>2009 Felony</b>	<b>8,510</b>	<b>2,486</b>	<b>3,141</b>	<b>2,385</b>	<b>498</b>
<b>Misd/Inf/Viol/Oth</b>	<b>35,263</b>	<b>13,135</b>	<b>13,291</b>	<b>6,506</b>	<b>2,331</b>
<b>Total Pending Sentence</b>	<b>2,962</b>	<b>1,078</b>	<b>535</b>	<b>968</b>	<b>381</b>
<b>2008 Total</b>	<b>51,725</b>	<b>19,676</b>	<b>17,667</b>	<b>11,300</b>	<b>3,082</b>
<b>2008 Total Pending Disposition</b>	<b>48,771</b>	<b>18,570</b>	<b>17,196</b>	<b>10,243</b>	<b>2,762</b>
<b>2008 Felony</b>	<b>10,522</b>	<b>2,907</b>	<b>3,955</b>	<b>3,068</b>	<b>592</b>
<b>Misd/Inf/Viol/Oth</b>	<b>38,249</b>	<b>15,663</b>	<b>13,241</b>	<b>7,175</b>	<b>2,170</b>
<b>Total Pending Sentence</b>	<b>2,954</b>	<b>1,106</b>	<b>471</b>	<b>1,057</b>	<b>320</b>
<b>2007 Total</b>	<b>47,885</b>	<b>18,503</b>	<b>16,899</b>	<b>10,141</b>	<b>2,342</b>
<b>2007 Total Pending Disposition</b>	<b>45,151</b>	<b>17,506</b>	<b>16,491</b>	<b>9,091</b>	<b>2,063</b>
<b>2007 Felony</b>	<b>10,435</b>	<b>2,973</b>	<b>3,999</b>	<b>3,036</b>	<b>427</b>
<b>Misd/Inf/Viol/Oth</b>	<b>34,716</b>	<b>14,533</b>	<b>12,492</b>	<b>6,055</b>	<b>1,636</b>
<b>Total Pending Sentence</b>	<b>2,734</b>	<b>997</b>	<b>408</b>	<b>1,050</b>	<b>279</b>
<b>2006 Total</b>	<b>43,858</b>	<b>15,594</b>	<b>15,538</b>	<b>10,271</b>	<b>2,455</b>
<b>2006 Total Pending Disposition</b>	<b>41,360</b>	<b>14,684</b>	<b>15,133</b>	<b>9,338</b>	<b>2,205</b>
<b>2006 Felony</b>	<b>9,865</b>	<b>2,639</b>	<b>3,602</b>	<b>3,192</b>	<b>432</b>
<b>Misd/Inf/Viol/Oth</b>	<b>31,495</b>	<b>12,045</b>	<b>11,531</b>	<b>6,146</b>	<b>1,773</b>
<b>Total Pending Sentence</b>	<b>2,498</b>	<b>910</b>	<b>405</b>	<b>933</b>	<b>250</b>
<b>2005 Total</b>	<b>38,830</b>	<b>12,530</b>	<b>15,020</b>	<b>9,397</b>	<b>1,883</b>
<b>2005 Total Pending Disposition</b>	<b>36,071</b>	<b>11,475</b>	<b>14,534</b>	<b>8,407</b>	<b>1,655</b>
<b>2005 Felony</b>	<b>8,913</b>	<b>1,856</b>	<b>3,808</b>	<b>2,905</b>	<b>344</b>
<b>Misd/Inf/Viol/Oth</b>	<b>27,158</b>	<b>9,619</b>	<b>10,726</b>	<b>5,502</b>	<b>1,311</b>
<b>Total Pending Sentence</b>	<b>2,759</b>	<b>1,055</b>	<b>486</b>	<b>990</b>	<b>228</b>
<b>2004 Total</b>	<b>36,325</b>	<b>10,209</b>	<b>15,787</b>	<b>8,671</b>	<b>1,658</b>
<b>2004 Total Pending Disposition</b>	<b>33,849</b>	<b>9,330</b>	<b>15,206</b>	<b>7,817</b>	<b>1,496</b>
<b>2004 Felony</b>	<b>8,225</b>	<b>1,248</b>	<b>3,729</b>	<b>2,935</b>	<b>313</b>
<b>Misd/Inf/Viol/Oth</b>	<b>25,624</b>	<b>8,082</b>	<b>11,477</b>	<b>4,882</b>	<b>1,183</b>
<b>Total Pending Sentence</b>	<b>2,476</b>	<b>879</b>	<b>581</b>	<b>854</b>	<b>162</b>

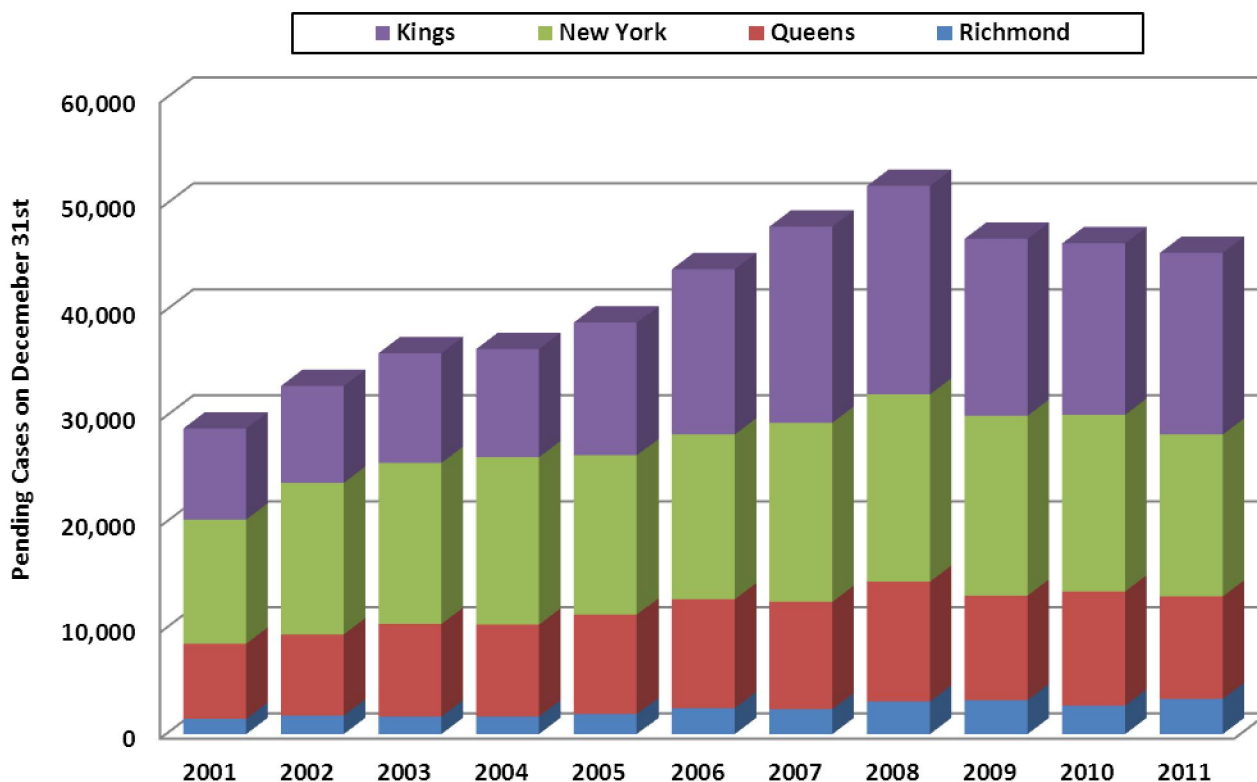


## COURT OPERATIONS – SUMMARY INFORMATION

Dockets Pending on December 31 (Snapshot of Pending Cases)

	Citywide	Kings	New York	Queens	Richmond
<b>Total</b>	<b>35,936</b>	<b>10,355</b>	<b>15,194</b>	<b>8,721</b>	<b>1,666</b>
<i>Total Pending Disposition</i>	33,720	9,540	14,665	7,951	1,564
<i>Felony</i>	8,539	1,927	3,659	2,641	312
<i>Misd/Inf/Viol/Oth</i>	25,181	7,613	11,006	5,310	1,252
<i>Total Pending Sentence</i>	2,216	815	529	770	102
<b>Total</b>	<b>32,845</b>	<b>9,137</b>	<b>14,297</b>	<b>7,657</b>	<b>1,754</b>
<i>Total Pending Disposition</i>	30,896	8,474	13,740	7,035	1,647
<i>Felony</i>	8,446	897	4,620	2,540	389
<i>Misd/Inf/Viol/Oth</i>	22,450	7,577	9,120	4,495	1,258
<i>Total Pending Sentence</i>	1,949	663	557	622	107
<b>Total</b>	<b>28,832</b>	<b>8,590</b>	<b>11,709</b>	<b>7,093</b>	<b>1,440</b>
<i>Total Pending Disposition</i>	27,230	8,021	11,252	6,605	1,352
<i>Felony</i>	8,091	907	4,455	2,371	358
<i>Misd/Inf/Viol/Oth</i>	19,139	7,114	6,797	4,234	994
<i>Total Pending Sentence</i>	1,602	569	457	488	88

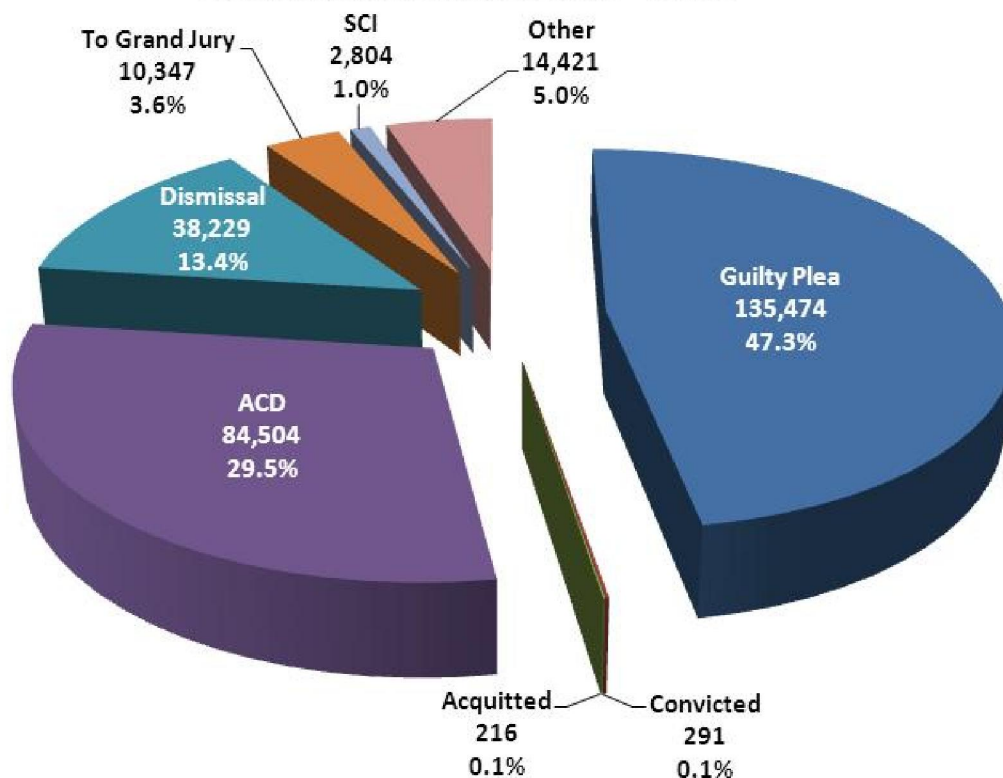
Pending Cases





## COURT OPERATIONS – SUMMARY INFORMATION

**Criminal Court Dispositions - 2011**



**Citywide Dispositions**

	Total	Guilty Plea	Convicted	Acquitted	ACD	Dismissal	To Grand Jury	SCI	Other*
2011	286,286	135,474	291	216	84,504	38,229	10,347	2,804	14,421
2010	293,637	142,520	271	228	80,760	41,725	10,820	3,184	14,129
2009	300,318	151,094	258	167	75,530	44,988	11,821	3,384	13,076
2008	282,788	142,359	220	171	66,065	45,525	13,512	3,473	11,463
2007	282,684	144,187	217	190	65,675	43,733	13,265	4,161	11,256
2006	264,295	133,981	283	216	58,650	43,244	12,819	4,698	10,404
2005	251,684	125,139	330	252	59,161	41,130	12,296	4,457	8,919
2004	252,494	124,438	305	253	57,348	40,607	12,194	4,582	12,767
2003	249,824	121,485	325	261	60,311	35,729	12,614	4,462	14,637
2002	254,743	122,920	419	295	60,468	38,644	13,580	4,839	13,578
2001	274,545	132,233	329	245	66,595	41,813	13,394	4,794	15,142

\* Dispositions in the "Other" category include resolutions of Criminal Court warrants outstanding in another county; resolutions of Family Court warrants and Orders of Protection outstanding; removals to Family Court; extradition matters; and transfers to another court.



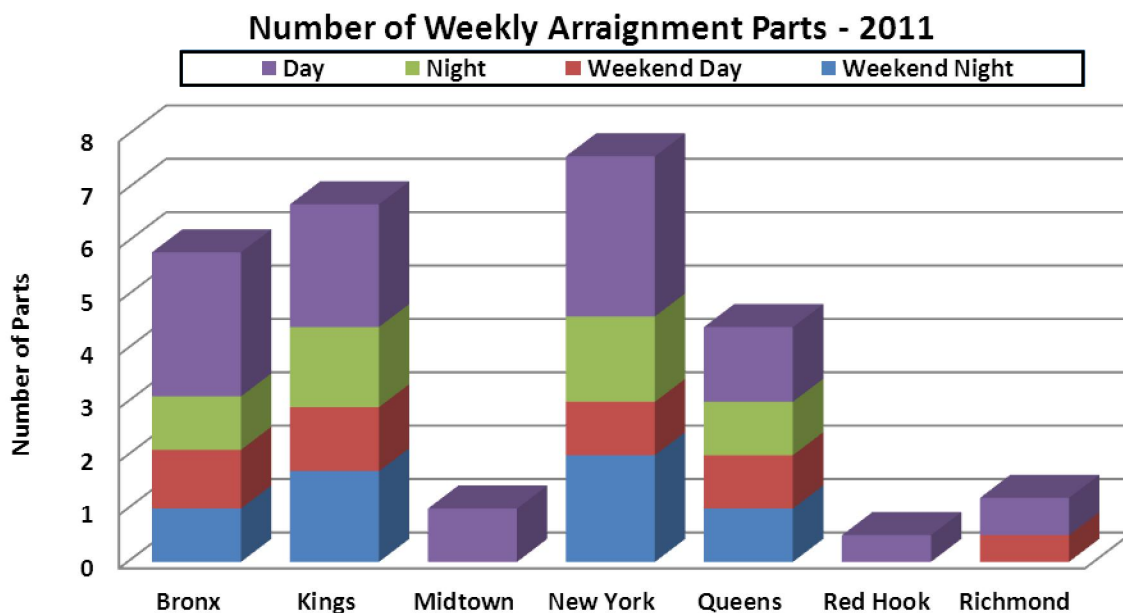


## COURT OPERATIONS — ARRAIGNMENTS

The arraignment marks the first time that a criminal defendant appears in court. Criminal Court operates arraignment parts day and night, every day of the year in all five counties of the city. In 2011, 354,797 cases were arraigned citywide on On-Line arrest or Desk Appearance Ticket (DAT) cases.

Arraignments are actually the final stage of the arrest process in New York City. Before the defendant appears before the Judge, a complicated series of steps must occur, all typically within a twenty-four hour period. The flowchart on page 26 shows all of the necessary steps that must occur between a defendant's arrest and the time that he or she first appears in court. The defendant must be brought to Central Booking where his or her arrest photo and fingerprints are taken. The fingerprints are electronically sent to the Division of Criminal

Justice Services (DCJS) where a criminal history or rap sheet is produced and returned to the police in Central Booking. Meanwhile the Criminal Justice Agency (CJA) interviews each defendant for the purpose of making a bail recommendation and the arresting officer meets with an Assistant District Attorney in order to draft the complaint that will start the criminal prosecution. All of these items - complaint, rap sheet and CJA report - must be compiled before the court may arraign the defendant. Once the necessary paperwork is completed, it is all delivered to court arraignment clerks who prepare a final file for the court and attorneys, assign a docket number to the case and initialize the case in the court's computer system. Defense counsel - either assigned or private - is then given an opportunity to interview the defendant before he or she sees the judge.



	Citywide	Bronx	Kings	Midtown	New York	Queens	Red Hook	Richmond
Arraignment Parts	27.2*	5.8	6.7	1.0	7.6	4.4*	0.5*	1.2*
Day	11.6*	2.7	2.3	1.0	3.0	1.4	0.5*	0.7*
Night	5.2	1.0	1.5	0.0	1.7	1.0	0.0	0.0
Weekend Day	4.8*	1.1	1.2	0.0	1.0	1.0	0.0	0.5*
Weekend Night	5.7	1.0	1.7	0.0	1.9	1.0	0.0	0.0

\* Some arraignment parts are listed as a fraction. In Queens, the arraignment part that is only open one day/week is listed as 0.1. In Red Hook and Richmond the parts listed operate half of the time as an arraignment part and the other half as either an all-purpose part or a trial part. Summons courtrooms are not included in this list.

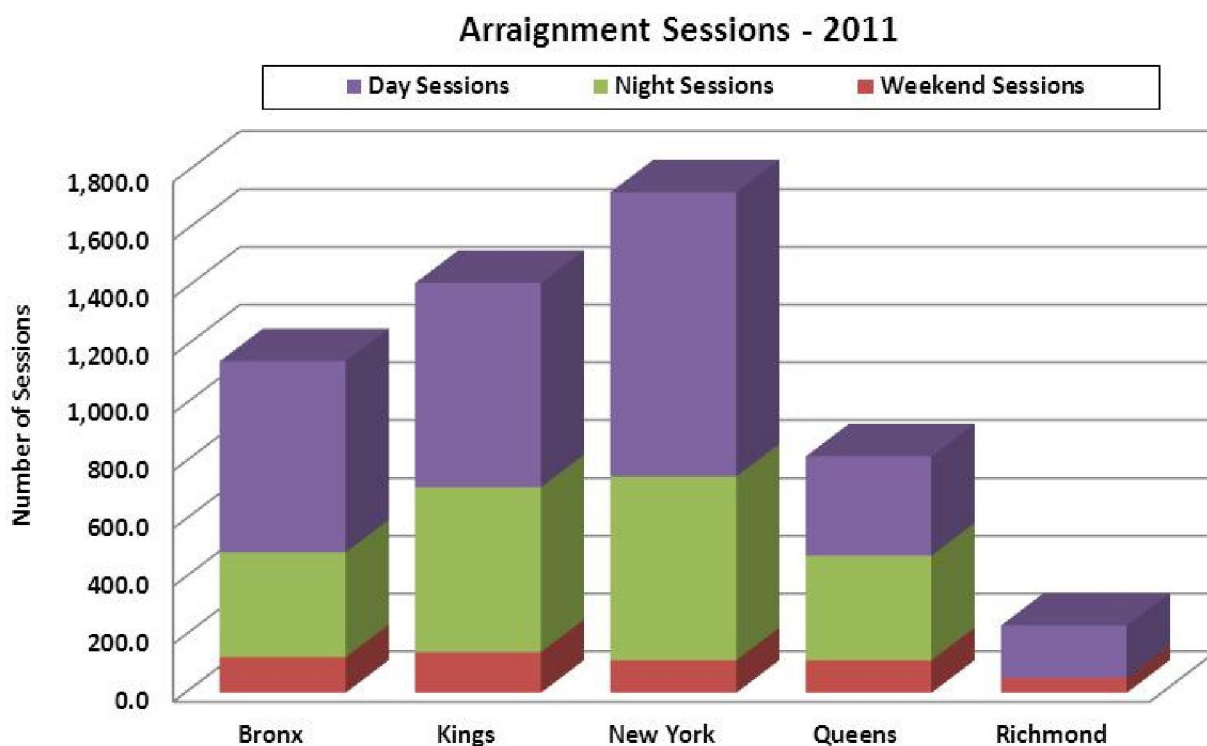


## COURT OPERATIONS – ARRAIGNMENTS

In the Arraignment Part, defendants are notified of the charges that have been filed against them and their rights. The judge will also hear arguments from the assistant district attorney and defense counsel concerning bail - whether it is appropriate and, if so, what form the bail should take and how much.

Arraignment is also the first opportunity to dispose of misdemeanor cases. In 2011 there were 179,221

cases disposed of at arraignment throughout all of Criminal Court's five county arraignment parts, about 50% of all arrest cases arraigned.



Arraignment Sessions* - 2011								
	Citywide	Bronx	Kings**	Midtown	New York	Queens	Red Hook	Richmond***
Total Sessions	5,350.5	1,148	1,297	242	1,491	818	121.5	233
Day Sessions	2,877.5	662	585	242	742	343	121.5	182
Night Sessions	1,932	363	571	0	636	362	0	0
Weekend Day Sessions	541	123	141	0	113	113	0	51

\* Arraignment sessions are the number of judge days for the year devoted to arraignments. \*\* Kings County APAR6 opened for 1/2 day. The total sessions for this part is the adjusted judge days times 1/2. \*\*\* Richmond County sessions were computed as follows: APAR1 # of judge days times 1/2, APAR2 # of judge days times 1/4, APAR4 # of judge days times 1/2. Richmond DAT is not credited with a part day since it is only opened 1/2 hour per day. \*\*\*\* Counties did not enter data for the Hospital ARR Part, except for NY County.

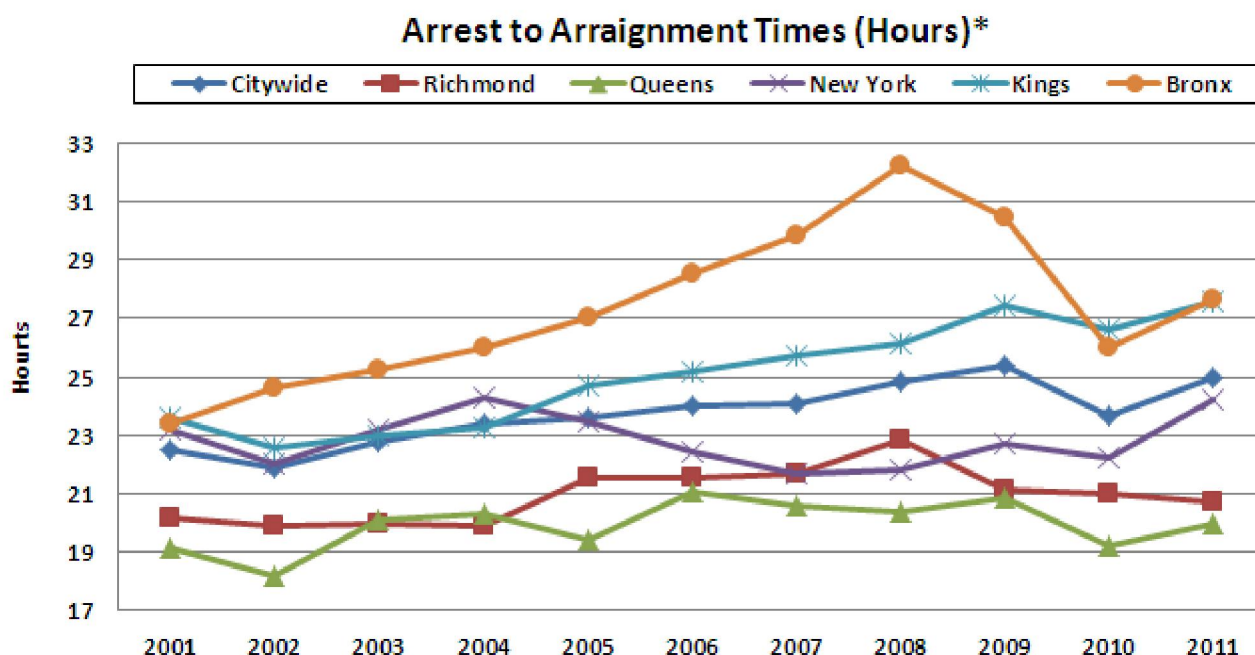


## Arrest to Arraignment – The Process

There is a tremendous amount of work that must be done after the police arrest a defendant and before the defendant is ready to appear in front of a judge at arraignment. The police must meet with the District Attorney's Office, which will in turn draft a complaint. The police must also send the defendant's fingerprints to DCJS in Albany and await the return of a criminal history. The court arraignment clerks must create a court file, docket number and enter the information into the Court's database. Meanwhile, the Criminal Justice Agency

must interview the defendant and make a bail recommendation.

Only after all of this takes place, does a defense attorney speak to the defendant and file notice that the defendant is ready to be arraigned by the Court. This page highlights the average time between arrest and arraignment for 2011 and how that compares with the previous 10 years. This time period is made all the more important by a mandate from the Court of Appeals to complete this process within twenty-four hours.



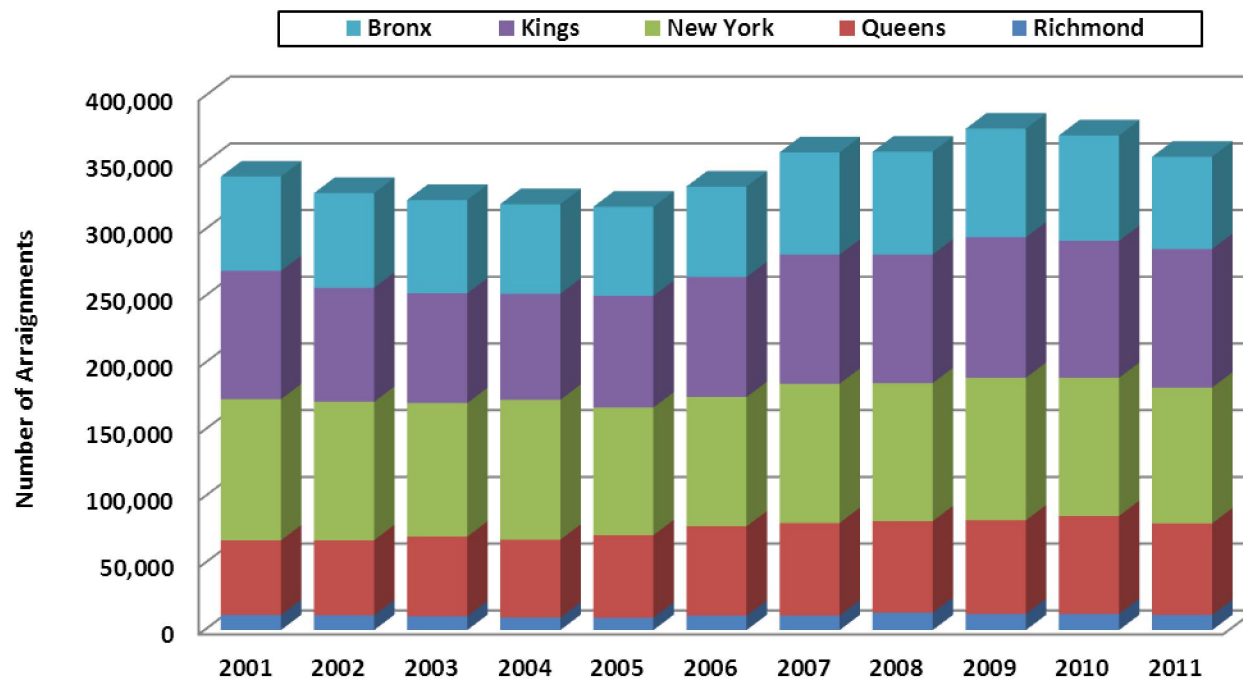
	Average Arrest to Arraignment Times (Hours)*					
	Citywide	Bronx	Kings	New York	Queens	Richmond
2011	24.94	27.62	27.57	24.21	20.00	20.73
2010	23.64	25.99	26.58	22.20	19.22	21.02
2009	25.39	30.47	27.43	22.70	20.87	21.16
2008	24.80	32.22	26.11	21.84	20.41	22.83
2007	24.07	29.80	25.75	21.71	20.60	21.68
2006	23.99	28.52	25.19	22.44	21.06	21.58
2005	23.58	27.02	24.67	23.45	19.42	21.56
2004	23.40	26.00	23.25	24.28	20.34	19.91
2003	22.79	25.25	22.99	23.19	20.09	19.96
2002	21.91	24.65	22.58	22.03	18.17	19.88
2001	22.49	23.37	23.58	23.20	19.12	20.17

\* Includes Bronx information

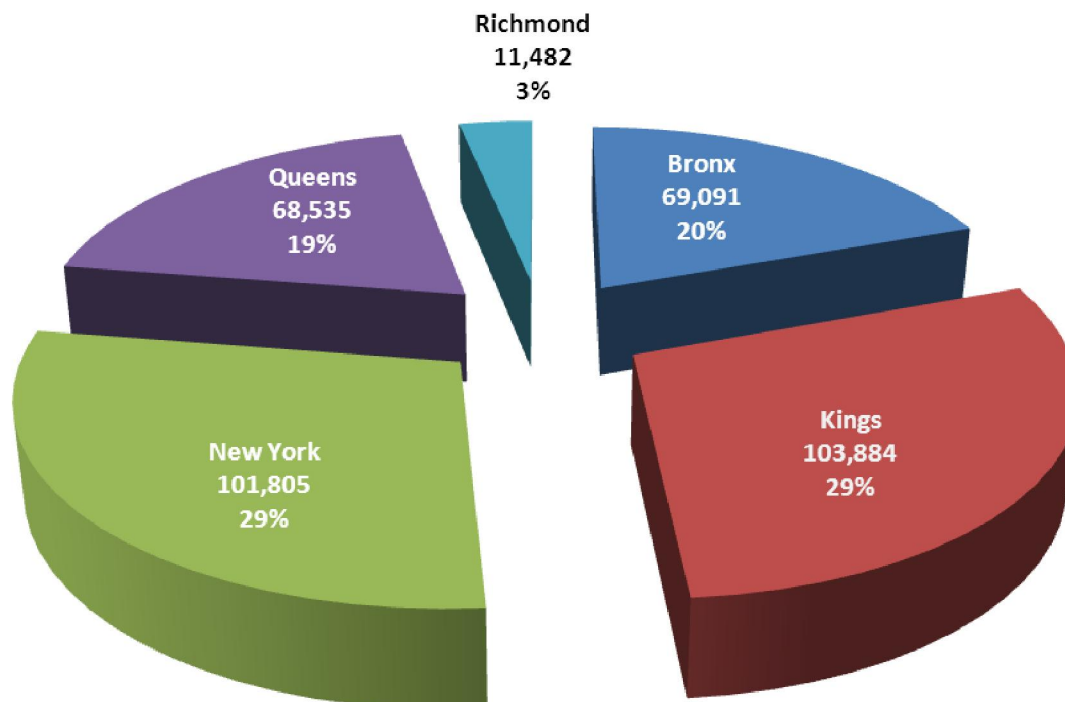


## COURT OPERATIONS – ARRAIGNMENTS

Online/DAT Arraignments - 2011



Criminal Court Arraignments - 2011





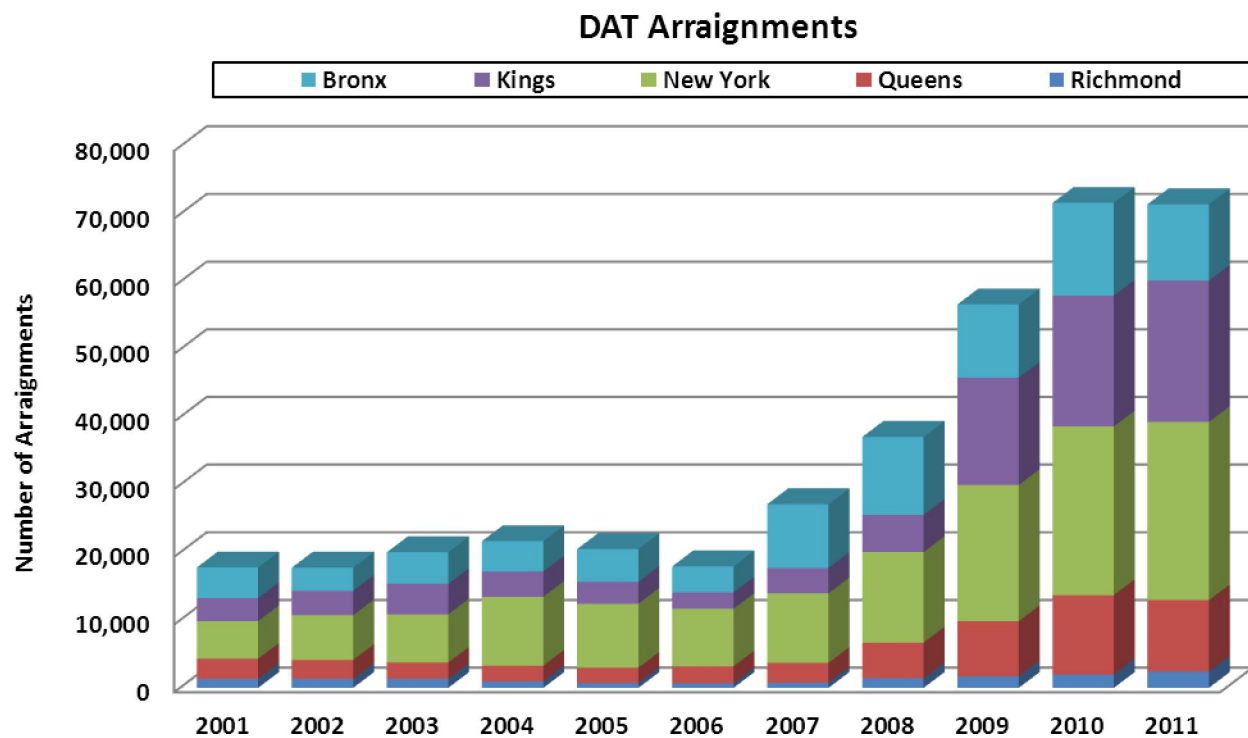
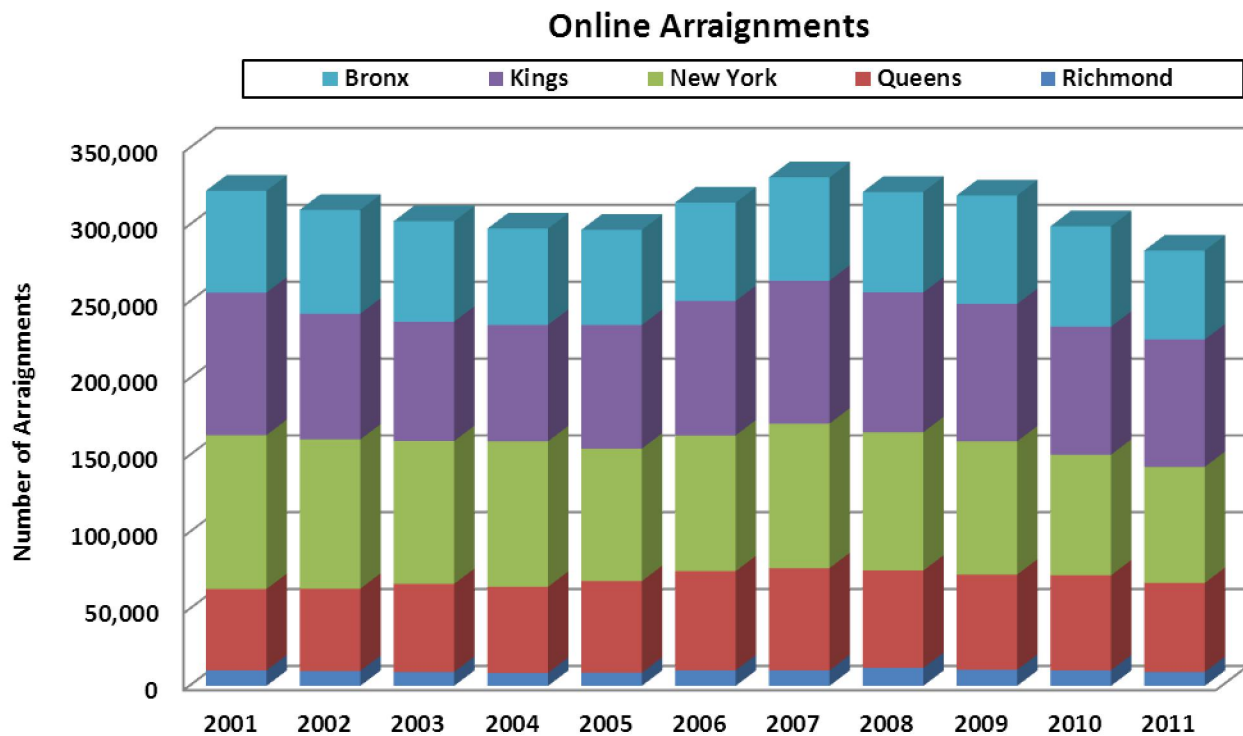
		DAT/On-Line Arraignments*					
		Citywide	Bronx	Kings	New York	Queens	Richmond
2011	Total Arraignments	354,797	69,091	103,884	101,805	68,535	11,482
	DAT	71,476	11,280	20,903	26,333	10,555	2,405
	On-Line Arrests	283,321	57,811	82,981	75,472	57,980	9,077
2010	Total Arraignments	370,769	79,021	102,676	103,428	73,589	12,055
	DAT	71,677	13,700	19,340	24,932	11,735	1,970
	On-Line Arrests	299,092	65,321	83,336	78,496	61,854	10,085
2009	Total Arraignments	375,837	81,413	105,289	106,796	70,218	12,121
	DAT	56,671	10,813	15,869	20,123	8,144	1,722
	On-Line Arrests	319,166	70,600	89,420	86,673	62,074	10,399
2008	Total Arraignments	358,559	76,923	96,498	103,398	68,669	13,071
	DAT	37,094	11,508	5,524	13,369	5,278	1,415
	On-Line Arrests	321,465	65,415	90,974	90,029	63,391	11,656
2007	Total Arraignments	358,079	76,631	96,760	104,333	69,500	10,855
	DAT	27,146	9,423	3,742	10,275	2,931	775
	On-Line Arrests	330,933	67,208	93,018	94,058	66,569	10,080
2006	Total Arraignments	332,496	67,839	89,975	96,876	67,003	10,803
	DAT	17,950	3,840	2,427	8,496	2,510	677
	On-Line Arrests	314,546	63,999	87,548	88,380	64,493	10,126
2005	Total Arraignments	317,286	66,764	83,692	95,661	61,926	9,243
	DAT	20,515	4,842	3,245	9,450	2,262	716
	On-Line Arrests	296,771	61,922	80,447	86,211	59,664	8,527
2004	Total Arraignments	319,306	67,170	79,506	104,857	58,386	9,387
	DAT	21,687	4,469	3,745	10,175	2,335	963
	On-Line Arrests	297,619	62,701	75,761	94,682	56,051	8,424
2003	Total Arraignments	322,385	69,995	82,241	100,076	59,668	10,405
	DAT	20,049	4,662	4,520	7,131	2,424	1,312
	On-Line Arrests	302,336	65,333	77,721	92,945	57,244	9,093
2002	Total Arraignments	327,592	70,972	85,541	103,671	56,318	11,090
	DAT	17,773	3,404	3,626	6,597	2,809	1,337
	On-Line Arrests	309,819	67,568	81,915	97,074	53,509	9,753
2001	Total Arraignments	339,993	70,759	96,174	105,746	55,937	11,377
	DAT	17,793	4,512	3,420	5,563	2,959	1,339
	On-Line Arrests	322,200	66,247	92,754	100,183	52,978	10,038

\* Includes Bronx information



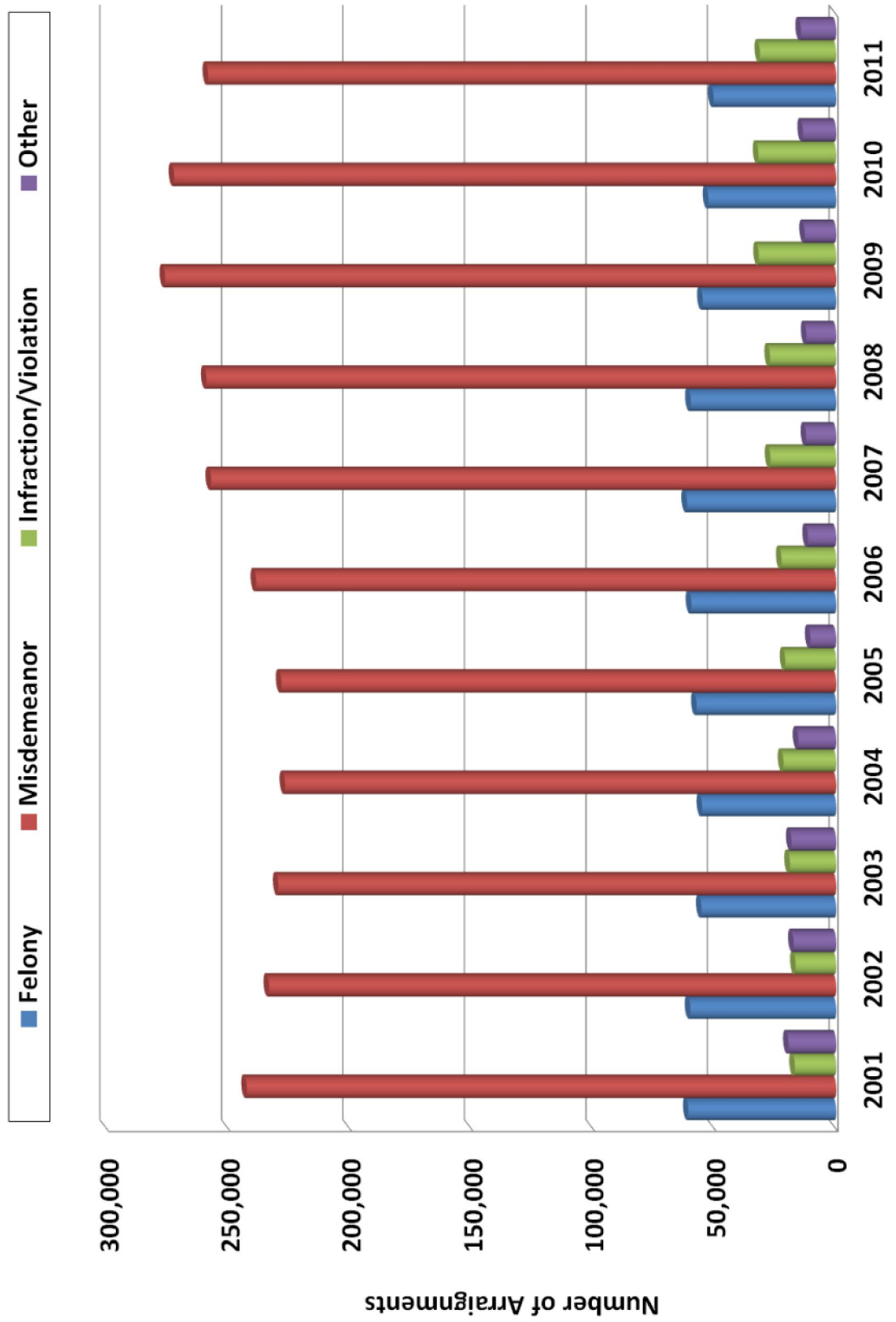


## COURT OPERATIONS – ARRAIGNMENTS





Types of Arraignment Charges - Citywide





## Arraignments – Types of Charges

		Types of Online/DAT Arraignments*†					
		Citywide	Bronx	Kings	New York	Queens	Richmond
2011	<b>Total</b>	<b>354,797</b>	<b>69,091</b>	<b>103,884</b>	<b>101,805</b>	<b>68,535</b>	<b>11,482</b>
	Felony	50,458	13,040	13,872	12,803	8,953	1,790
	Misdemeanor	258,466	51,703	74,955	72,932	50,008	8,868
	Infraction/Violation	31,350	1,280	11,021	11,762	6,824	463
	Other	14,523	3,068	4,036	4,308	2,750	361
2010	<b>Total</b>	<b>370,769</b>	<b>79,021</b>	<b>102,676</b>	<b>103,428</b>	<b>73,589</b>	<b>12,055</b>
	Felony	52,639	13,919	14,132	13,900	8,934	1,754
	Misdemeanor	272,400	60,599	74,802	74,175	53,512	9,312
	Infraction/Violation	32,033	1,404	10,127	11,485	8,424	593
	Other	13,697	3,099	3,615	3,868	2,719	396
2009	<b>Total</b>	<b>375,837</b>	<b>81,413</b>	<b>105,289</b>	<b>106,796</b>	<b>70,218</b>	<b>12,121</b>
	Felony	54,970	14,873	14,954	14,618	8,510	2,015
	Misdemeanor	276,112	62,429	77,224	76,693	50,548	9,218
	Infraction/Violation	31,853	1,266	9,672	11,845	8,596	474
	Other	12,902	2,845	3,439	3,640	2,564	414
2008	<b>Total</b>	<b>358,559</b>	<b>76,923</b>	<b>96,498</b>	<b>103,398</b>	<b>68,669</b>	<b>13,071</b>
	Felony	59,886	15,543	16,543	15,732	9,685	2,383
	Misdemeanor	259,119	57,588	68,335	74,542	48,809	9,845
	Infraction/Violation	27,267	1,173	8,479	9,486	7,716	413
	Other	12,287	2,619	3,141	3,638	2,459	430
2007	<b>Total</b>	<b>358,079</b>	<b>76,631</b>	<b>96,760</b>	<b>104,333</b>	<b>69,500</b>	<b>10,855</b>
	Felony	61,396	16,042	16,497	16,215	10,602	2,040
	Misdemeanor	257,202	56,439	68,776	75,882	47,973	8,132
	Infraction/Violation	27,090	1,319	8,288	8,640	8,502	341
	Other	12,391	2,831	3,199	3,596	2,423	342
2006	<b>Total</b>	<b>332,496</b>	<b>67,839</b>	<b>89,975</b>	<b>96,876</b>	<b>67,003</b>	<b>10,803</b>
	Felony	59,637	14,120	16,377	16,344	10,735	2,061
	Misdemeanor	238,665	49,053	63,860	70,216	47,443	8,093
	Infraction/Violation	22,527	2,022	6,448	7,067	6,670	320
	Other	11,667	2,644	3,290	3,249	2,155	329
2005	<b>Total</b>	<b>317,286</b>	<b>66,764</b>	<b>83,692</b>	<b>95,661</b>	<b>61,926</b>	<b>9,243</b>
	Felony	57,475	14,003	14,314	16,846	10,465	1,847
	Misdemeanor	228,285	47,782	60,506	69,396	43,803	6,798
	Infraction/Violation	20,946	2,498	5,765	6,432	5,912	339
	Other	10,580	2,481	3,107	2,987	1,746	259

\* Includes Bronx information

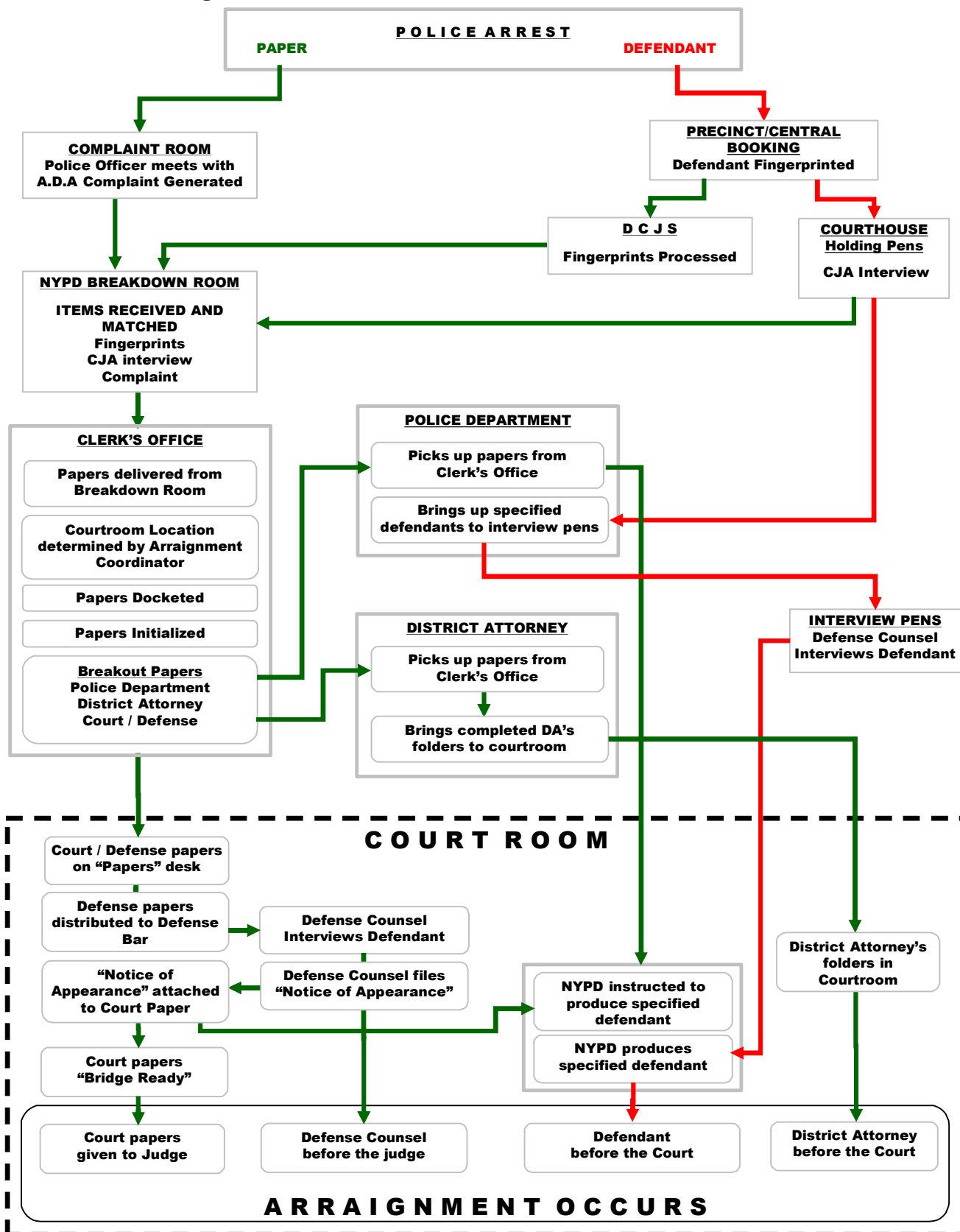
† Excludes arraignments on summonses. For discussion of summons matters, see page 33.



		Citywide	Bronx	Kings	New York	Queens	Richmond
2004	<b>Total</b>	<b>319,306</b>	<b>67,170</b>	<b>79,506</b>	<b>104,857</b>	<b>58,386</b>	<b>9,387</b>
	Felony	55,187	14,262	11,615	17,357	10,349	1,604
	Misdemeanor	226,769	46,353	59,659	73,222	40,629	6,906
	Infraction/Violation	21,749	3,020	4,388	8,950	4,857	534
	Other	15,601	3,535	3,844	5,328	2,551	343
2003	<b>Total</b>	<b>322,385</b>	<b>69,995</b>	<b>82,241</b>	<b>100,076</b>	<b>59,668</b>	<b>10,405</b>
	Felony	55,422	14,239	11,962	17,548	9,996	1,677
	Misdemeanor	229,524	48,560	62,436	68,457	42,521	7,550
	Infraction/Violation	19,065	3,067	3,609	7,028	4,609	752
	Other	18,374	4,129	4,234	7,043	2,542	426
2002	<b>Total</b>	<b>327,592</b>	<b>70,972</b>	<b>85,541</b>	<b>103,671</b>	<b>56,318</b>	<b>11,090</b>
	Felony	60,021	16,825	11,401	19,747	9,972	2,076
	Misdemeanor	233,325	48,241	66,015	71,456	40,114	7,499
	Infraction/Violation	16,714	1,818	3,796	5,783	4,382	935
	Other	17,532	4,088	4,329	6,685	1,850	580
2001	<b>Total</b>	<b>339,993</b>	<b>70,759</b>	<b>96,174</b>	<b>105,746</b>	<b>55,937</b>	<b>11,377</b>
	Felony	60,791	17,166	12,738	19,459	9,068	2,360
	Misdemeanor	242,518	46,955	74,637	73,000	40,719	7,207
	Infraction/Violation	17,069	1,982	3,619	6,320	3,952	1,196
	Other	19,615	4,656	5,180	6,967	2,198	614



## Arrest to Arraignment Flowchart







## Arraignment Dispositions

While only the first court appearance, more cases are disposed of in arraignment than at any other stage in the life of a Criminal Court filing. Citywide, slightly less than half of all case filings were disposed of at their initial court appearance.

Almost all of these dispositions involved misdemeanor or other petty offenses. Disposition rates in the five counties are fairly consistent except for Staten Island where about 40% of all cases are disposed of in arraignments.

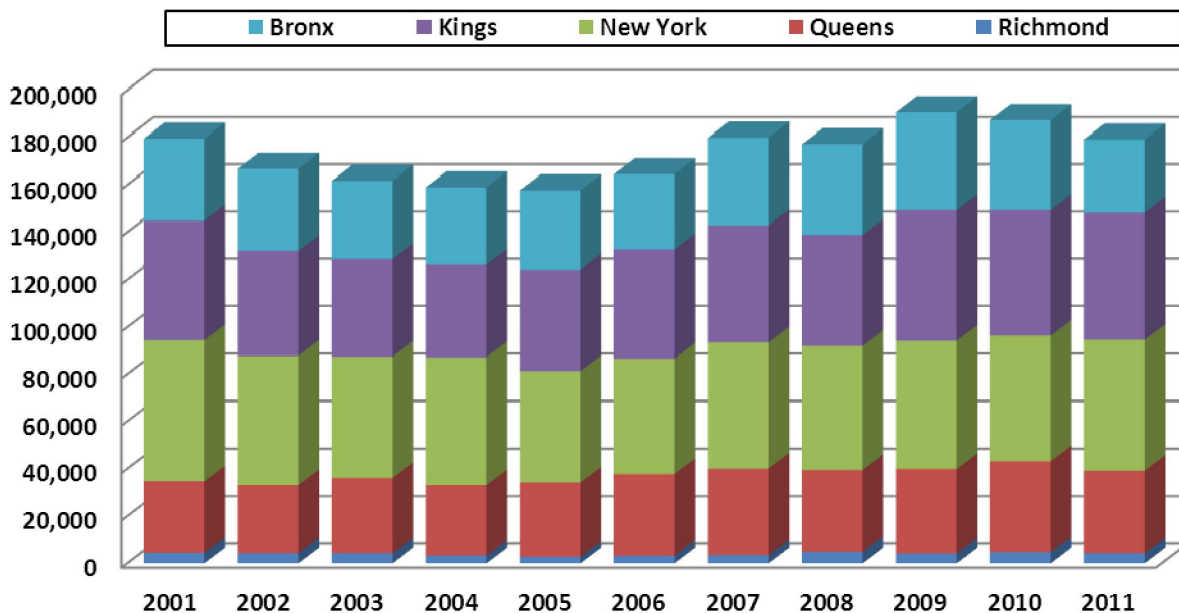
Dispositions at Arraignment\*†

	Citywide		Bronx		Kings		New York		Queens		Richmond	
	Number	Percent	Number	Percent	Number	Percent	Number	Percent	Number	Percent	Number	Percent
2011	179,221	50.4	30,946	44.6	53,727	52.5	55,370	53.5	34,849	50.1	4,329	39.9
2010	187,414	50.3	38,039	48.1	53,054	51.2	53,054	50.8	38,474	52.8	4,793	38.0
2009	190,718	49.9	41,391	50.6	55,107	51.0	54,330	50.0	35,589	49.7	4,301	35.6
2008	177,209	49.1	38,323	48.9	46,978	47.6	52,397	50.6	34,586	50.7	4,925	39.5
2007	179,973	49.9	37,026	48.3	49,504	50.5	53,335	51.5	36,611	52.2	3,497	31.8
2006	164,491	49.3	31,793	46.9	46,127	50.7	48,831	50.4	34,427	52.0	3,313	32.3
2005	157,728	49.4	33,524	50.2	42,885	50.3	47,233	49.1	31,249	51.2	2,837	31.3
2004	159,017	48.8	32,744	48.7	39,018	48.7	54,350	52.1	29,506	50.5	3,399	35.7
2003	161,759	51.0	33,187	49.2	41,165	50.5	51,365	51.8	31,684	54.1	4,358	41.2
2002	166,782	51.3	34,695	49.2	44,276	51.7	54,847	53.7	28,536	51.0	4,428	40.4
2001	179,567	52.0	34,607	49.0	50,502	51.1	59,882	55.8	30,060	53.2	4,516	37.8

\* Includes Bronx information

† Figures listed are the percentage of all of that year's dispositions

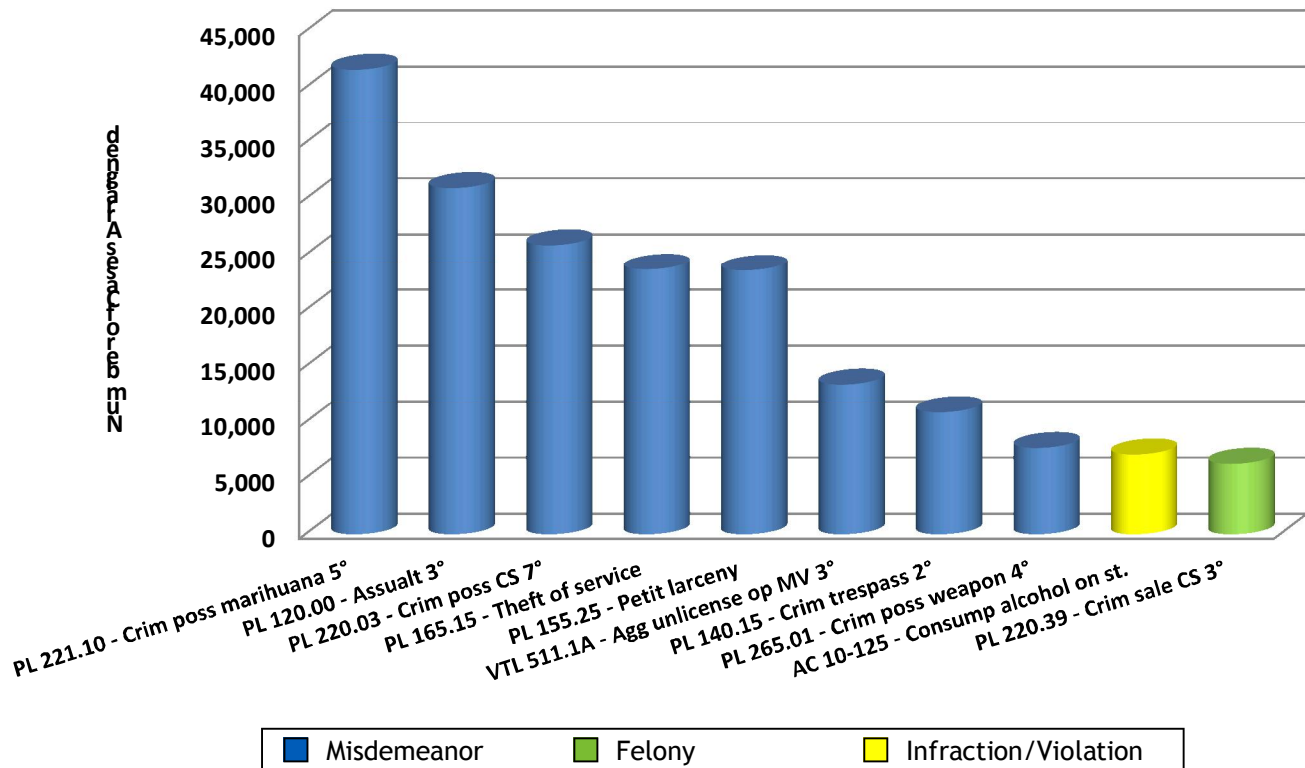
Dispositions at Arraignment



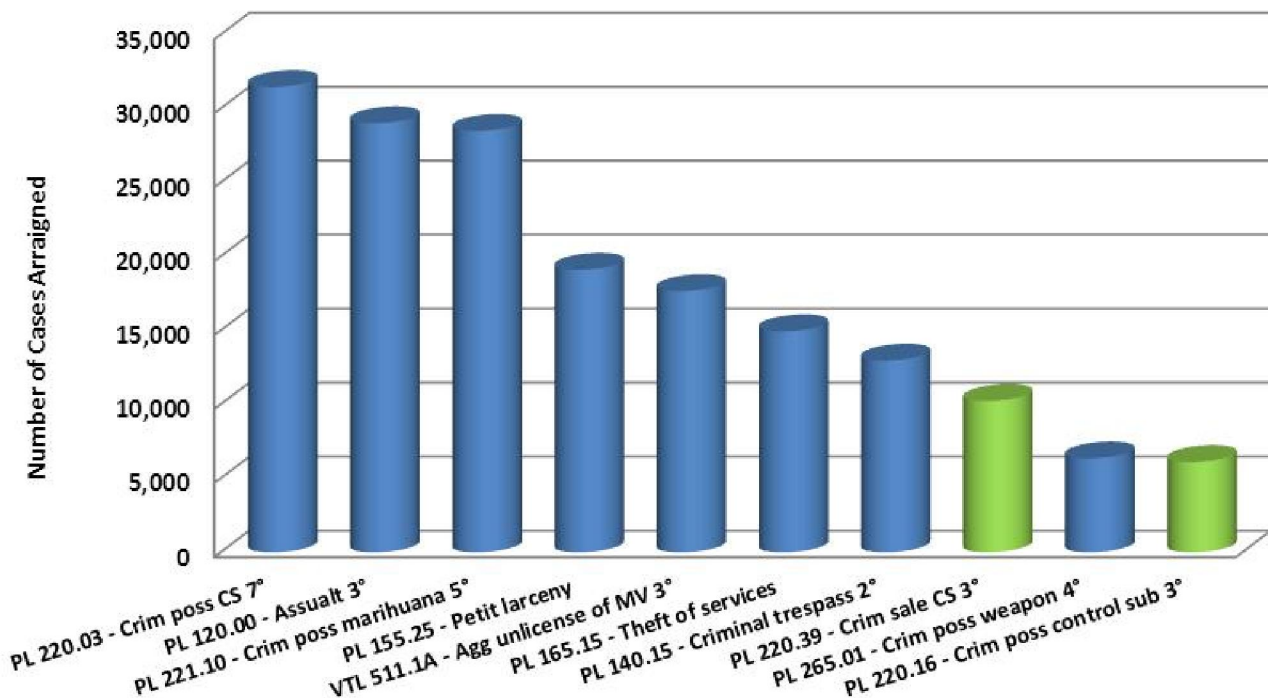


## Most Frequently Charged Offenses At Arraignments

### Top Ten Arraignment Charges - 2011



### Top Ten Arraignment Charges - 2006





Top 10 Arraignment Charges Citywide							Top 10 Misdemeanor Arraignment Charges Citywide						
Comparison by most frequently arraigned			2011	2006	2001	1996	Comparison by most frequently arraigned			2011	2006	2001	1996
PL	221.10	Crim poss marihuana 5°	1	3	1	8	PL	221.10	Crim poss marihuana 5°	1	3	1	7
PL	120.00	Assault 3°	2	2	3	3	PL	120.00	Assault 3°	2	2	3	3
PL	220.03	Crim poss CS 7°	3	1	2	1	PL	220.03	Crim poss CS 7°	3	1	2	1
PL	165.15	Theft of Services	4	6	4	2	PL	165.15	Theft of services	4	6	4	2
PL	155.25	Petit larceny	5	4	6	5	PL	155.25	Petit larceny	5	4	6	4
VTL	511.1A	Agg unlicensed op MV 3°	6	5	—	—	VTL	511.1A	Agg unlicensed op MV 3°	6	5	—	—
PL	140.15	Criminal trespass 2°	7	7	8	6	PL	140.15	Criminal trespass 2°	7	7	7	5
PL	265.01	Crim poss weapon 4°	8	9	—	—	PL	265.01	Crim poss weapon 4°	8	8	—	—
AC	10-125	Consump alcohol on st	9	—	—	—	AC	10-125	Consump alcohol on st	9	10	—	—
PL	220.39	Crim sale CS 3°	10	8	7	4	PL	205.30	Resisting arrest	10	9	—	—
VTL	511.1	Agg unlicensed op MV 3°	—	—	5	7	VTL	511.1	Agg unlic op MV 3°	—	—	5	6
PL	120.05	Assault 2°	—	—	—	9	PL	120.14	Menacing 2°	—	—	9	—
PL	160.15	Robbery 1°	—	—	—	10	PL	140.10	Criminal trespass 3°	—	—	8	8
PL	140.10	Crim trespass 3°	—	—	9	—	VTL	511.2	Agg unlicensed op MV 2°	—	—	—	10
PL	220.16	Crim poss CS 3°	—	10	—	—	PL	221.40	Crim sale marihuana 4°	—	—	—	9
PL	120.14	Menacing 2°	—	—	10	—	AC	20-453	Unlicensed gen vendor	—	—	10	—

Top 10 DAT Arraignment Charges Citywide						Top 10 Felony Arraignment Charges Citywide							
Comparison by most frequently arraigned			2011	2006	2001	1996	Comparison by most frequently arraigned			2011	2006	2001	1996
PL	221.10	Crim poss marihuana 5°	1	2	4	6	PL	220.39	Crim sale CS 3°	1	1	1	1
PL	155.25	Petit larceny	2	1	5	3	PL	120.05	Assault 2°	2	3	2	2
PL	165.15	Theft of services	3	7	1	1	PL	160.10	Robbery 2°	3	4	5	5
VT L	511.1A	Agg unlicensed op MV 3°	4	3	—	—	PL	220.16	Crim poss CS 3°	4	2	3	4
PL	220.03	Crim poss CS 7°	5	6	6	2	PL	160.15	Robbery 1°	5	5	4	3
PL	120.00	Assault 3°	6	4	2	7	PL	155.30	Grand larceny 4°	6	6	8	8
PL	140.15	Criminal trespass 2°	7	9	9	5	PL	265.03	Crim poss weapon 2°	7	—	—	—
PL	265.01	Crim poss weapon 4°	8	—	—	—	PL	140.25	Burglary 2°	8	10	9	7
AC	20-453	Unlicensed gen vendor	9	5	8	8	PL	170.25	Crim poss forged ln 2°	9	8	—	9
PL	221.05	Unlawful poss marihuana	10	—	—	—	PL	155.35	Grand larceny 3°	10	9	6	—
PL	240.30	Agg harassment 2°	—	8	7	—	PL	265.02	Crim poss weapon 3°	—	7	7	6
PL	145.00	Crim mischief 4°	—	—	10	—	PL	140.20	Burglary 3°	—	—	10	10
VT L	511.1	Agg unlicensed op MV 3°	—	10	3	4							
PL	140.10	Criminal trespass 3°	—	—	—	9							
PL	230.03	Patronizing a prostitute 4°	—	—	—	10							



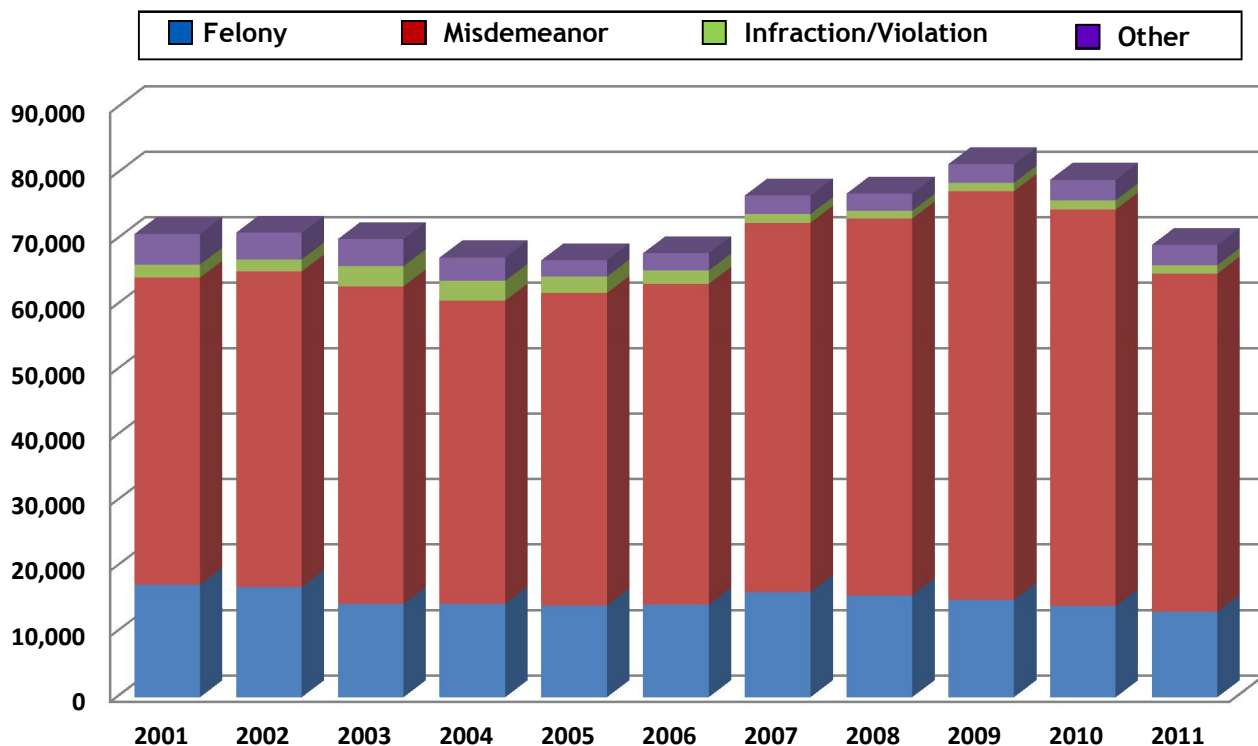
## Bronx Criminal Division

Starting in 2004, administrative oversight of many Criminal Court operations in the Bronx was transferred to the newly created Bronx Criminal Division. Criminal Court continues to maintain an operational and support presence in the Bronx. Criminal Court adjudicates all summons matters in the Bronx. All felony and misdemeanor arraignments are heard by judges sitting in the Criminal Court and misdemeanor cases are only transferred to the Bronx Criminal Division if they survive this initial

court appearance.

This report details information relating to Bronx Criminal Court's budget and its summons operation. We also list, below, a statistical overview of arraignments in the Bronx from 2001 to 2011. Other statistics relating to misdemeanor and preliminary felony case processing are not reported at length here.

### Bronx Online/DAT Arraignments



Bronx Online/DAT Arrest Arraignment Statistics

	2011	2010	2009	2008	2007	2006	2005	2004	2003	2002	2001
Arraignments - Total	69,091	79,021	81,413	76,923	76,631	67,839	66,764	67,170	69,995	70,972	70,759
Felony Arraignments	13,040	13,919	14,873	15,543	16,042	14,120	14,003	14,262	14,239	16,825	17,166
Misd. Arraignments	51,703	60,599	62,429	57,588	56,439	49,053	47,782	46,353	48,560	48,241	46,955
Inf/Viol Arraignments	1,280	1,404	1,266	1,173	1,319	2,022	2,498	3,020	3,067	1,818	1,982
Other Arraignments	3,068	3,099	2,845	2,619	2,831	2,644	2,481	3,535	4,129	4,088	4,656



## Citywide Summons Operation

In the past year, the personnel supporting the Citywide Summons Operation processed over 528,000 summons filings.

The clerks, data entry and office assistants who comprise the Citywide Summons Operation are responsible for scanning, initializing and docketing every summons case filed with Criminal Court.

Summonses come from over forty certified agencies including the New York City Police Department, Metropolitan Transportation Authority, the New York City Fire Department, the American Society for the Prevention of Cruelty to Animals, Taxi and Limousine Commission, Off Track Betting Corporation, Tax Enforcement, Roosevelt Island Authority and the Unified Court System.

Authorized agencies deliver summonses to the Court's Central Receiving Unit. The Central Receiving Unit separates these summonses by county and appearance date and then looks for serious defects which would prohibit the summons from being docketed, such as a missing signature or narrative, or improper return date. The summonses are then copied into the Court's computer system by high speed scanners which recognize each ticket's bar coded summons number and produces a digital image of the ticket.

Once the summonses are scanned into the Summons Automated Management System (SAMS), data

entry personnel enter all the pertinent information into the SAMS database and assign each summons a docket number.

After data entry staff log the information and create a docket, the summonses are then forwarded to the appropriate county's summons office where the Associate Court Clerk in charge coordinates with the Supervising Judge's office to ensure that a timely review for legal sufficiency takes place prior to the scheduled arraignment date. Summonses that survive judicial review are then calendared for arraignment.

While individual counties still hear and, if necessary, try the individual summons cases, the Citywide Summons Operation's responsibilities do not end when the cases are sent to the individual counties (Brooklyn and Manhattan cases are heard at 346 Broadway). The Summons team also sends out notices to defendants for cases rejected because of defect or dismissed after judicial review. They are also the central repository for all summons records. Certificates of disposition are given after a review of the SAMS system for cases adjudicated after 1999. For older cases books and computer printouts are used by the Summons clerical staff to locate and verify summons dispositions going back to 1970.

## Summonses – Revenue

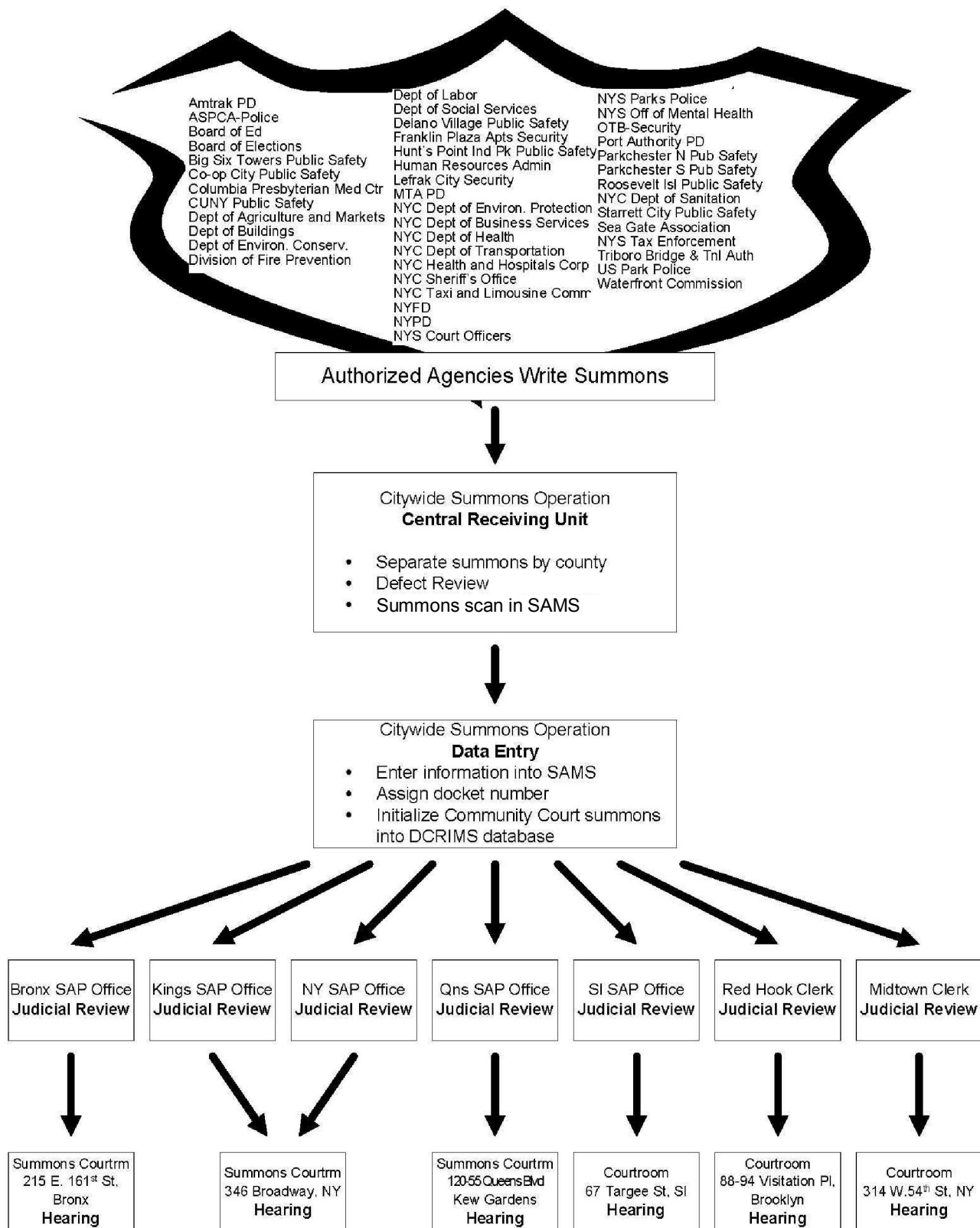
	Summons Revenue* - 2011					
	Citywide	Bronx	Kings**	New York**	Queens	Richmond
Fine City	\$5,224,934	\$493,330	\$402,005	\$3,360,659	\$853,130	\$115,810
Fine State	\$3,053,375	\$681,975	\$165,725	\$1,382,680	\$770,885	\$52,110
Surcharge CVAF	\$93,370	\$17,785	\$9,690	\$23,155	\$38,945	\$3,795
Surcharge Misd	\$6,070	\$340	\$150	\$3,125	\$2,415	\$40
Surcharge Violation	\$424,265	\$75,305	\$41,560	\$114,740	\$169,625	\$23,035
Surcharge VTL	\$18,460	\$955	\$815	\$2,915	\$11,640	\$2,135
<b>Total</b>	<b>\$8,820,474</b>	<b>\$1,269,690</b>	<b>\$619,945</b>	<b>\$4,887,274</b>	<b>\$1,846,640</b>	<b>\$196,925</b>

\* Includes Bronx information

\*\* Monies received from summonses issued in Brooklyn that are disposed and paid at 346 Broadway are included in the New York county figures. Over \$500,000 in fines and surcharges from Brooklyn summonses are included in the New York total.



## Summonses – From Ticket to Hearing



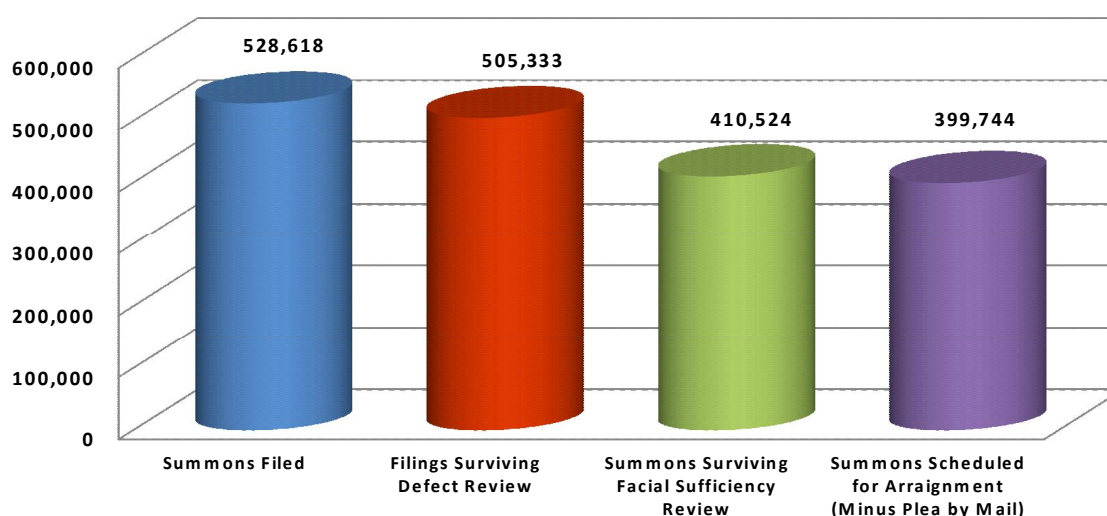




## Summonses – Filings, Docketing and Arraignments

Summary of Summons Filings* - 2011								
	Citywide	Bronx	Kings	Midtown	New York	Queens	Red Hook	Richmond
Filings	528,618	110,020	130,095	26,730	131,755	99,784	12,747	17,487
Defects (-)	(23,285)	(6,058)	(5,445)	NA	(7,251)	(3,905)	NA	(626)
Docketed Filings	505,333	103,962	124,650	26,730	124,504	95,879	12,747	16,861
Dism Insuff (-)	(94,809)	(5,537)	(42,626)	NA	(33,311)	(13,148)	NA	(187)
Surviving Reviews	410,524	98,425	82,024	26,730	91,193	82,731	12,747	16,674
Plea By Mail (-)	(10,780)	(1,167)	(3,626)	NA	(4,237)	(1,722)	NA	(28)
Scheduled Arraignments	399,744	97,258	78,398	26,730	86,956	81,009	12,747	16,646

Summons Surviving Defect and Facial Sufficiency Review (Citywide) - 2011



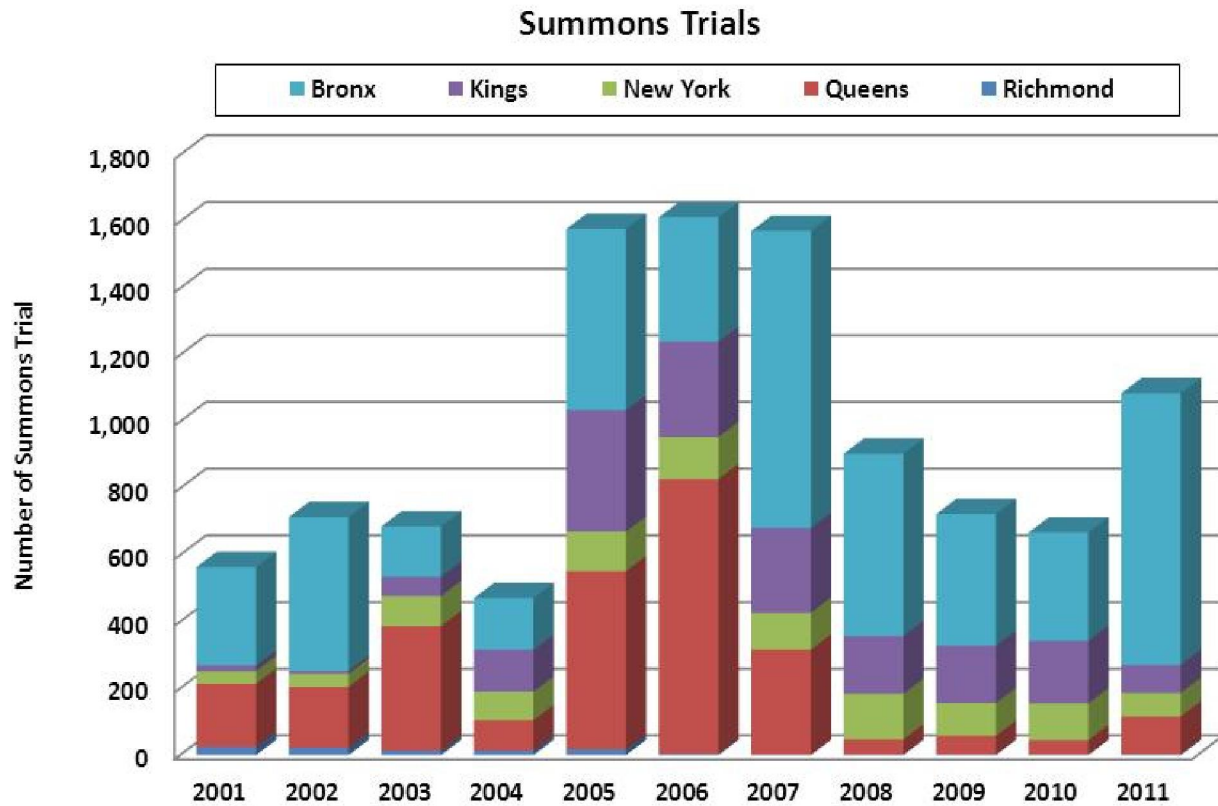
Summons Filings								
	Citywide	Bronx	Kings	Midtown	New York	Queens	Red Hook	Richmond
2011	528,618	110,020	130,095	26,730	131,755	99,784	12,747	17,487
2010	577,664	125,945	156,417	22,585	138,832	104,385	12,575	16,925
2009	600,034	131,267	174,642	12,451	146,119	110,426	8,308	16,821
2008	563,157	120,331	161,271	20,131	133,409	101,266	10,830	15,919
2007	601,457	123,034	165,339	18,734	156,882	112,163	10,057	15,248
2006	602,944	128,551	158,444	15,884	157,356	113,018	11,924	17,767
2005	648,638	150,326	170,926	13,170	168,446	114,250	13,467	18,053
2004	581,734	137,907	134,758	16,455	151,372	111,625	10,811	18,806
2003	609,526	166,050	140,713	15,982	139,604	110,996	16,038	20,143
2002	534,846	131,715	142,827	12,926	122,737	97,137	10,376	17,128
2001	563,892	147,258	148,344	11,796	122,523	101,108	12,045	20,618

**Note:** Defective Summonses for Midtown and Red Hook are included in the New York and Brooklyn defects. Dism. Insuff represents the number of summonses dismissed as part of the pre-arraignment review (SAP-D calendar). Midtown, Red Hook and Richmond review summonses for legal sufficiency at the scheduled arraignment session.

\* Includes Bronx information



## Summonses – Trials



	Citywide	Bronx	Kings	New York	Queens	Richmond
2011	1,089	814	86	73	113	3
2010	672	325	188	114	43	2
2009	723	395	172	98	56	2
2008	921	547	174	153	46	1
2007	1,596	891	258	131	315	1
2006	1,613	373	286	126	824	4
2005	1,578	544	364	118	535	17
2004	471	155	126	85	92	13
2003	686	151	58	90	374	13
2002	714	461	9	39	183	22
2001	564	295	17	38	190	24

\* Includes Bronx information

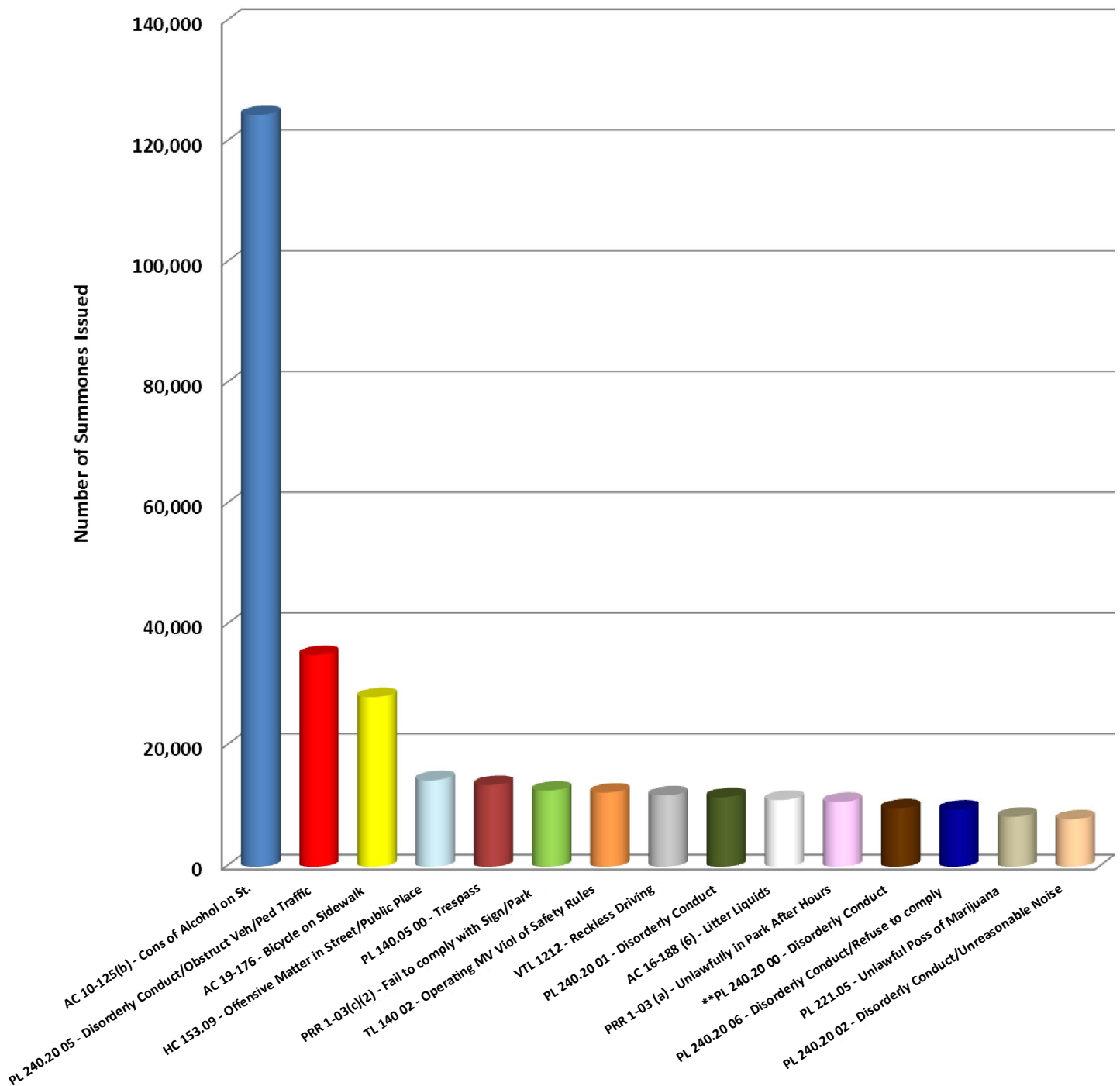
\*\* Years 2001 to 2006 do not include Community Court data.

\*\* Includes cases where hearing type is equal to Jury Trial or Bench Trial.



## Most Frequently Charged Summons Offenses\* 2011

Most Frequently Charged Summons Offenses - 2011\*



\* Includes Bronx information

\*\* Includes summonses charged by law enforcement where no subsection of PL 240.20 is designated



## Plea By Mail

2005 was the first full calendar year that individuals receiving a Criminal Court summons citing a violation of Section 10-125 (2)(b) of the N.Y.C. Administrative Code- “Consumption of Alcohol on Streets Prohibited” (also known as “Consumption of Alcohol in Public”) were eligible to plead guilty and pay a \$25 fine by mail. 2005 also marked the first year that this program, originally piloted in Queens county, expanded to the entire city.

A new summons form adding the additional charge

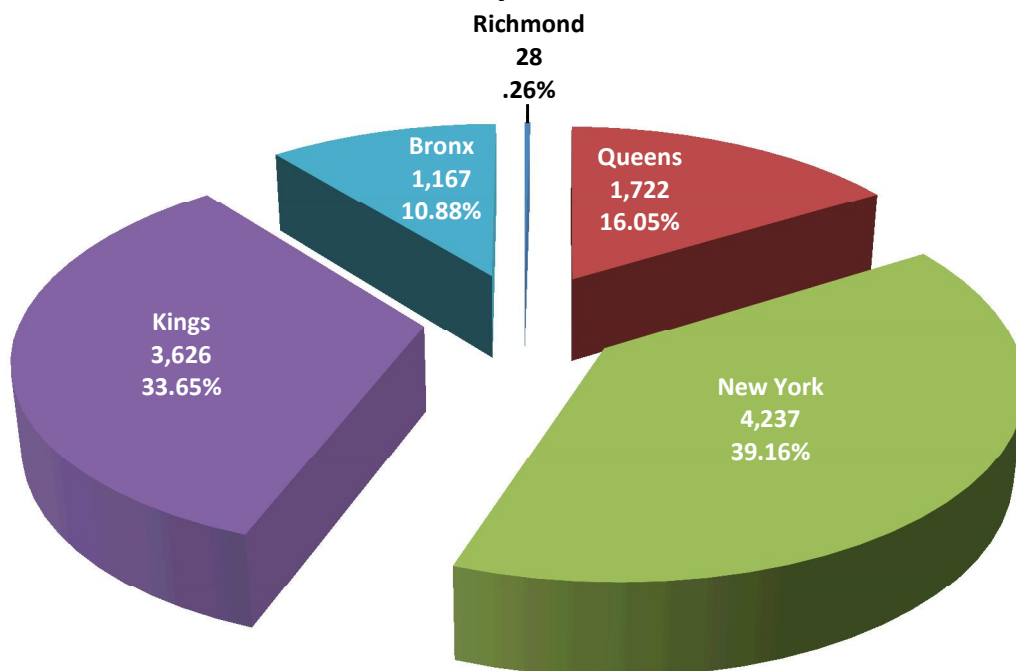
NYC Admin Code 16-118(6) - “Noxious Fluids in a Roadway” (also known as “Public Urination”) was piloted in Queens beginning the Fall of 2009 and expanded citywide in the summer of 2010.

In 2011, 10,780 people chose to plead guilty by mail and send a check or money order to the court. These individuals did not appear in court. This program is another example of the new initiatives that Criminal Court has instituted to more efficiently manage limited staffing resources.

Pleas By Mail\*

	Citywide	Bronx	Kings	New York	Queens	Richmond
2011	10,780	1,167	3,626	4,237	1,722	28
2010	13,686	1,148	3,954	4,054	4,511	19
2009	14,554	897	3,268	4,108	6,277	4
2008	13,501	920	3,409	4,745	4,416	11
2007	11,221	887	2,272	3,306	4,743	13
2006	8,554	659	1,803	2,497	3,575	20
2005	9,724	895	1,840	3,055	3,907	27
2004	5,128	319	409	496	3,898	6

Pleas By Mail - 2011



\* Includes Bronx information



## COURT OPERATIONS — PRE-TRIAL ALL-PURPOSE PARTS

The All-Purpose or "AP" Parts are the motion parts of the Criminal Court. Extensive plea negotiations take place in these courtrooms prior to the case being in a trial-ready posture. In addition, depending upon caseloads, the judges in the AP Parts may conduct pre-trial hearings, felony hearings and bench trials.

Misdemeanors are typically sent to the AP Part from arraignments so that the case may be made ready for trial. If, at arraignment, the defendant was arraigned on a misdemeanor complaint and the case was not converted to an information, the AP Part is where the prosecutor will file the necessary affidavits and depositions to make the allegations non-hearsay.

AP Parts throughout the city dispose of tens of thousands of cases each year as a result of negotiations between defense counsel and prosecutor. In the four counties, there were 132,009 cases disposed of in AP Parts, accounting for 46% of all dispositions throughout the year.

AP Parts decide most of the motions submitted on misdemeanor cases. The majority of motions to dismiss for such grounds as facial insufficiency, denial of speedy trial rights, in the furtherance of justice or any other jurisdictional or legal impediment are typically raised in the AP Part. Omnibus motions, which include discovery requests, bills of particulars, motions to suppress evidence and requests for pre-trial hearings are usually filed and

decided in the AP Part. Increasingly, district attorneys' offices are agreeing to open file discovery in the AP Part, which involves the prosecutor turning over to defense counsel most of the police reports and information in the district attorney's files without the defense attorneys filing omnibus motions, speeding the way to real trial readiness.

However, the AP Part truly lives up to its name. These parts also hear bail applications; act as the return parts for defendants brought back on bench warrants; hear violation of probation matters; and, to a limited degree, conduct pre-trial hearings and bench trials. Over the years, some of the AP Parts have become specialized. Included in this section are problem-solving courts designed to focus on various societal problems, including Domestic Violence Courts and Drug Courts. Also included in this section is an accounting of the various Compliance parts throughout the city. These parts follow the progress of sentenced defendants on domestic violence cases or their compliance with court-ordered conditions of discharge, probation or release, taking some of the burden off the busy AP parts.

*Note: While these specialized parts are AP Parts, for the purposes of this report they are reported separately. Statistics on AP Parts include only "non-specialized courtrooms." Information on the "specialized" courtrooms appears in separate sections.*

2011	Citywide	Kings	New York	Queens	Richmond
Number of AP Parts	26.5	10.5	7.8	7.1	1.1
Average # AP Parts Open Daily	23.5	9.1	7.0	6.4	1.0

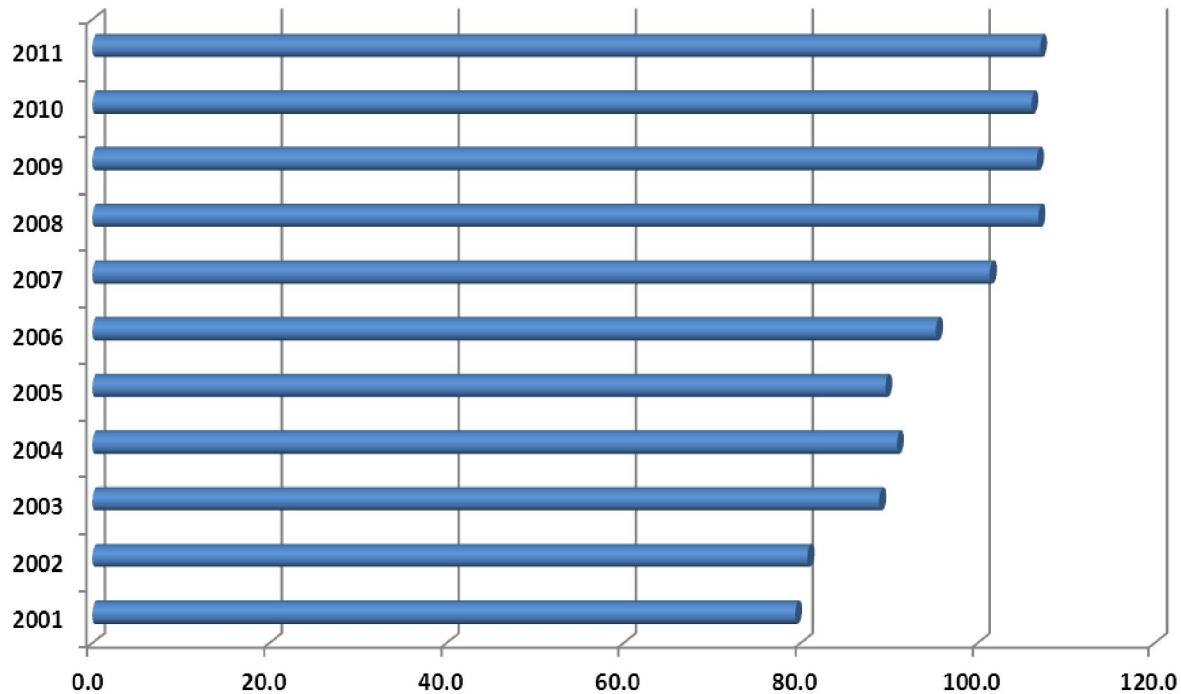
Mean Number of Appearances of Dockets Surviving Arraignments and Disposed in AP Parts Citywide

2011	4.1	4.0	3.9	4.3	4.3
------	-----	-----	-----	-----	-----



## COURT OPERATIONS – PRE-TRIAL ALL-PURPOSE PARTS

Mean Disposition Age of Dockets Surviving Arraignment and Disposed in AP Parts



Mean Disposition Age of Dockets Surviving Arraignments and Disposed in AP Parts (Days)

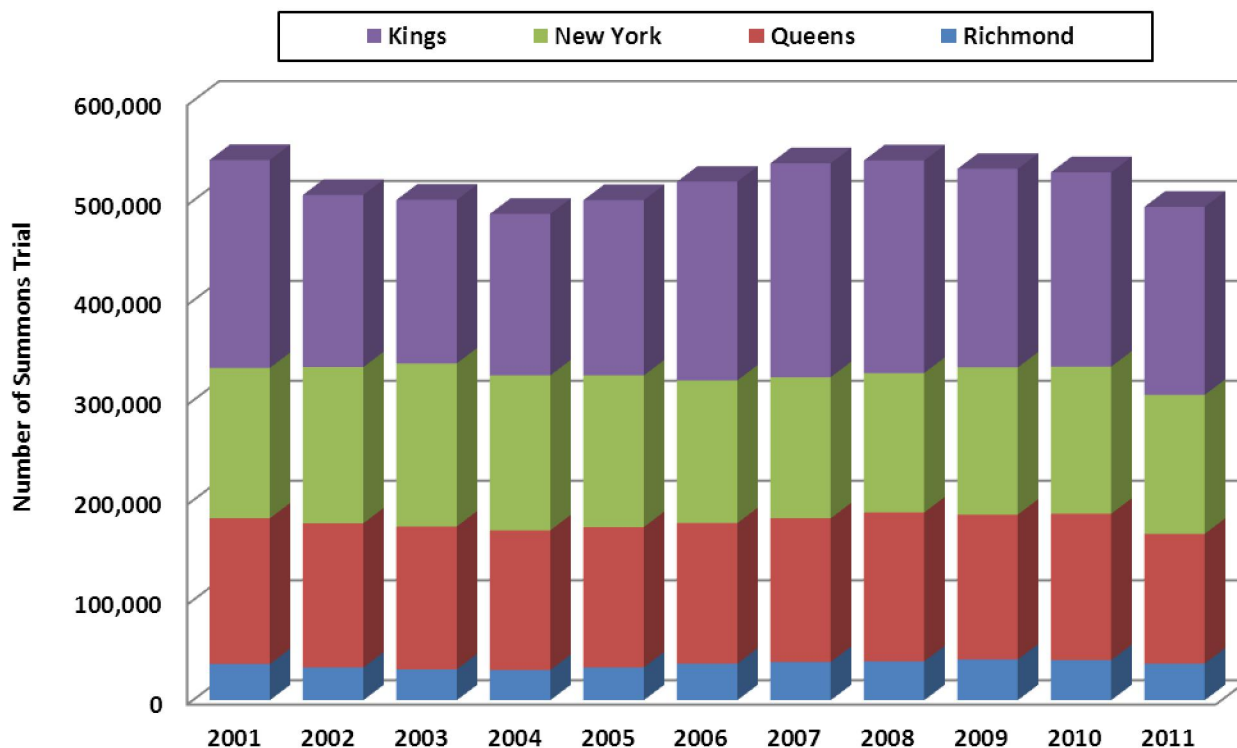
	Citywide	Kings	New York	Queens	Richmond
2011	107.1	101.4	114.8	100.0	125.7
2010	106.1	100.8	116.1	94.7	122.9
2009*	106.7	103.1	114.2	98.3	114.8
2008*	106.9	100.7	118.1	99.2	103.7
2007*	101.4	94.0	109.7	98.2	103.6
2006	95.3	82.3	108.7	93.1	88.3
2005	89.6	73.5	104.0	86.5	88.0
2004	90.9	74.8	104.9	87.6	84.6
2003	88.9	69.1	105.3	83.7	88.9
2002	80.8	66.4	92.1	79.4	83.9
2001	79.4	67.6	88.1	82.5	82.5

\*Revised data for year 2009 annual report includes Kings FD part data for years 2006 to 2009, Richmond AP3 data when staffed by a Judge and revised 2008 data all counties.





### Number of Calendared Cases in AP Parts



### Number of Calendared Cases in AP Parts

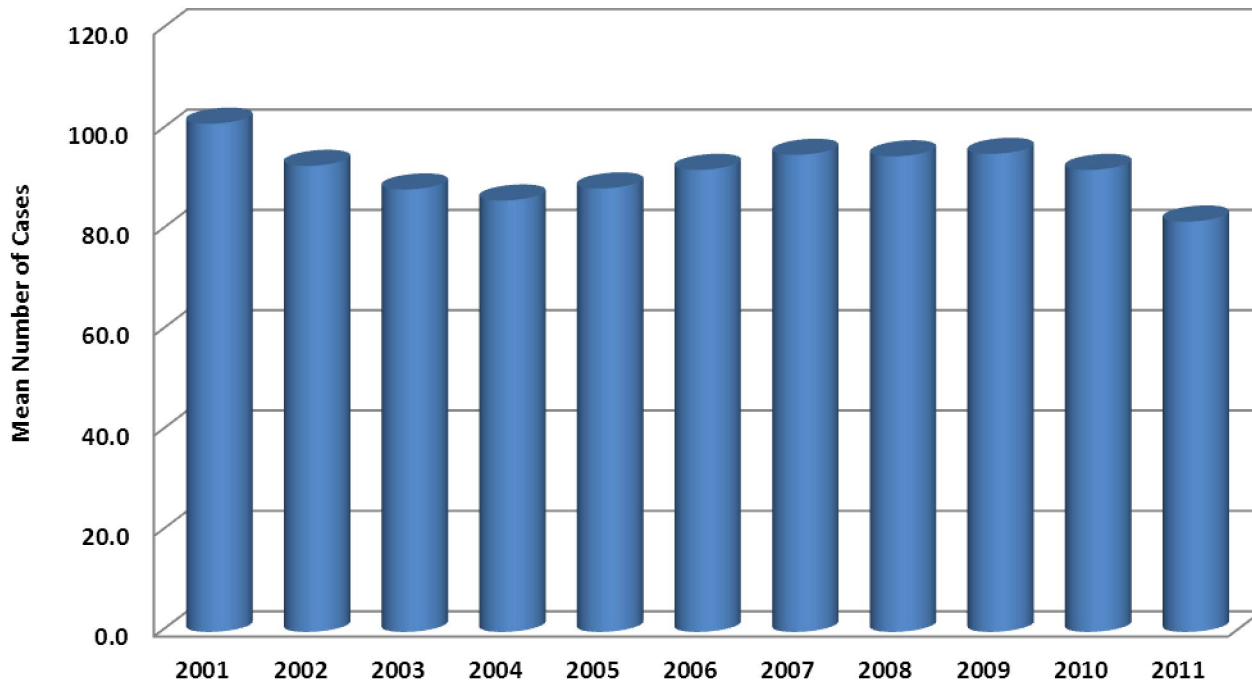
	Citywide	Kings	New York	Queens	Richmond
2011	494,118	188,376	139,100	129,853	36,789
2010	528,712	194,655	147,293	146,663	40,101
2009*	532,101	198,865	147,388	145,110	40,738
2008*	540,509	212,784	139,673	149,126	38,926
2007*	537,729	214,200	141,377	143,828	38,324
2006*	519,262	199,017	142,900	140,704	36,641
2005	500,705	175,467	151,792	140,548	32,898
2004	487,132	161,863	155,117	139,946	30,206
2003	501,038	163,743	163,209	143,074	31,012
2002	506,027	172,468	156,363	144,423	32,773
2001	540,984	208,200	150,605	145,934	36,245

\*Revised data for year 2009 annual report includes Kings FD part data for years 2006 to 2009, Richmond AP3 data when staffed by a Judge and revised 2008 data all counties.



## COURT OPERATIONS – PRE-TRIAL ALL-PURPOSE PARTS

Mean Number of Cases Calendared Per Day in AP Parts - Citywide



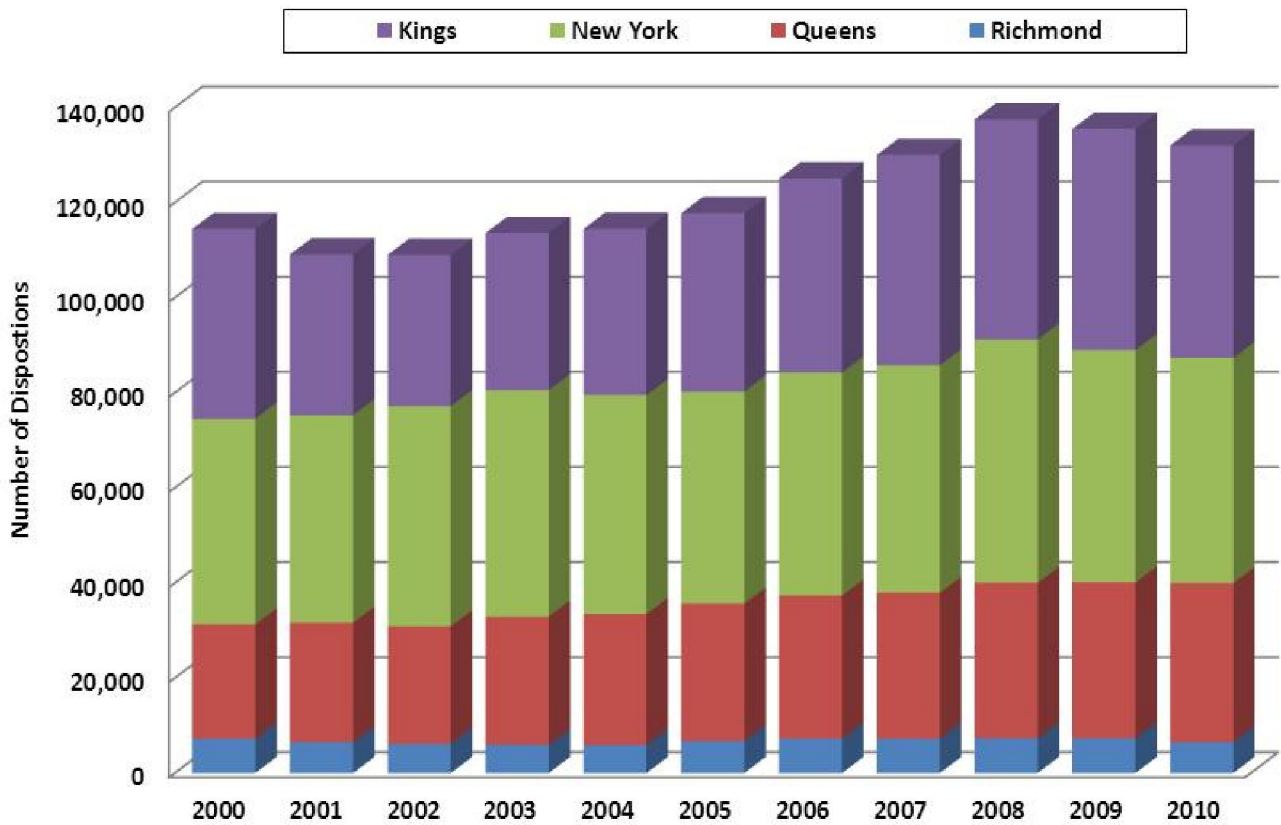
Mean Number of Cases Calendared Per Day in AP Parts

	Citywide	Kings	New York	Queens	Richmond
2011	81.8	83.5	77.9	74.8	141.4
2010	92.1	85.1	92.2	91.8	155.7
2009	95.3	95.0	89.2	95.2	130.4
2008*	94.8	98.1	83.2	96.8	123.5
2007*	95.1	99.2	86.9	93.7	114.5
2006*	92.1	93.3	87.2	91.5	112.0
2005	88.4	82.7	90.1	91.4	103.5
2004	86.0	76.6	94.3	88.1	94.6
2003	88.2	75.4	95.8	95.2	101.7
2002	92.9	86.8	94.9	96.5	104.1
2001	101.3	103.3	93.4	104.1	117.5

\*Revised data for year 2009 annual report includes Kings FD part data for years 2006 to 2009, Richmond AP3 data when staffed by a Judge; and 3) revised 2008 data all counties.



## Dispositions in AP Parts



### Total Dispositions in AP Parts

	Citywide	Kings	New York	Queens	Richmond
2011	132,009	44,689	47,390	33,442	6,488
2010	135,474	46,501	48,886	32,779	7,308
2009	137,481	46,317	51,161	32,725	7,278
2008	130,000	44,247	47,824	30,713	7,216
2007	125,061	40,846	46,881	30,139	7,195
2006	117,751	37,538	44,583	28,912	6,718
2005	114,436	34,955	46,017	27,570	5,894
2004	113,577	33,047	47,614	26,998	5,918
2003	109,014	31,827	46,322	24,785	6,080
2002	109,016	33,802	43,644	25,214	6,412
2001	114,425	39,913	43,256	24,062	7,194



## Felony Waiver Parts

Criminal Court has preliminary jurisdiction over felony cases filed in New York City. Criminal Court retains jurisdiction of the felony cases until a grand jury hears the case and indicts the defendant. Defendants charged with felonies are arraigned in the Criminal Court Arraignment Parts and cases are then usually sent to a Felony Waiver part to await grand jury action. Once the prosecutor notifies the court that indictment has been voted, the case is transferred to Supreme Court.

Felony Waiver parts are staffed by Criminal Court judges designated as Acting Supreme Court justices. District Attorneys' Offices will often negotiate plea bargains in these parts by offering the defendant the opportunity to plead guilty to a reduced charge or receive a reduced sentence. Defendants agreeing to plead guilty to a felony in these parts must waive their right to be prosecuted by indictment and agree to prosecution by a Superior Court Information or "SCI," an accusation drafted by the district attorney rather than the

grand jury. Over 19,000 dispositions were taken in felony waiver parts in the four counties in 2011.

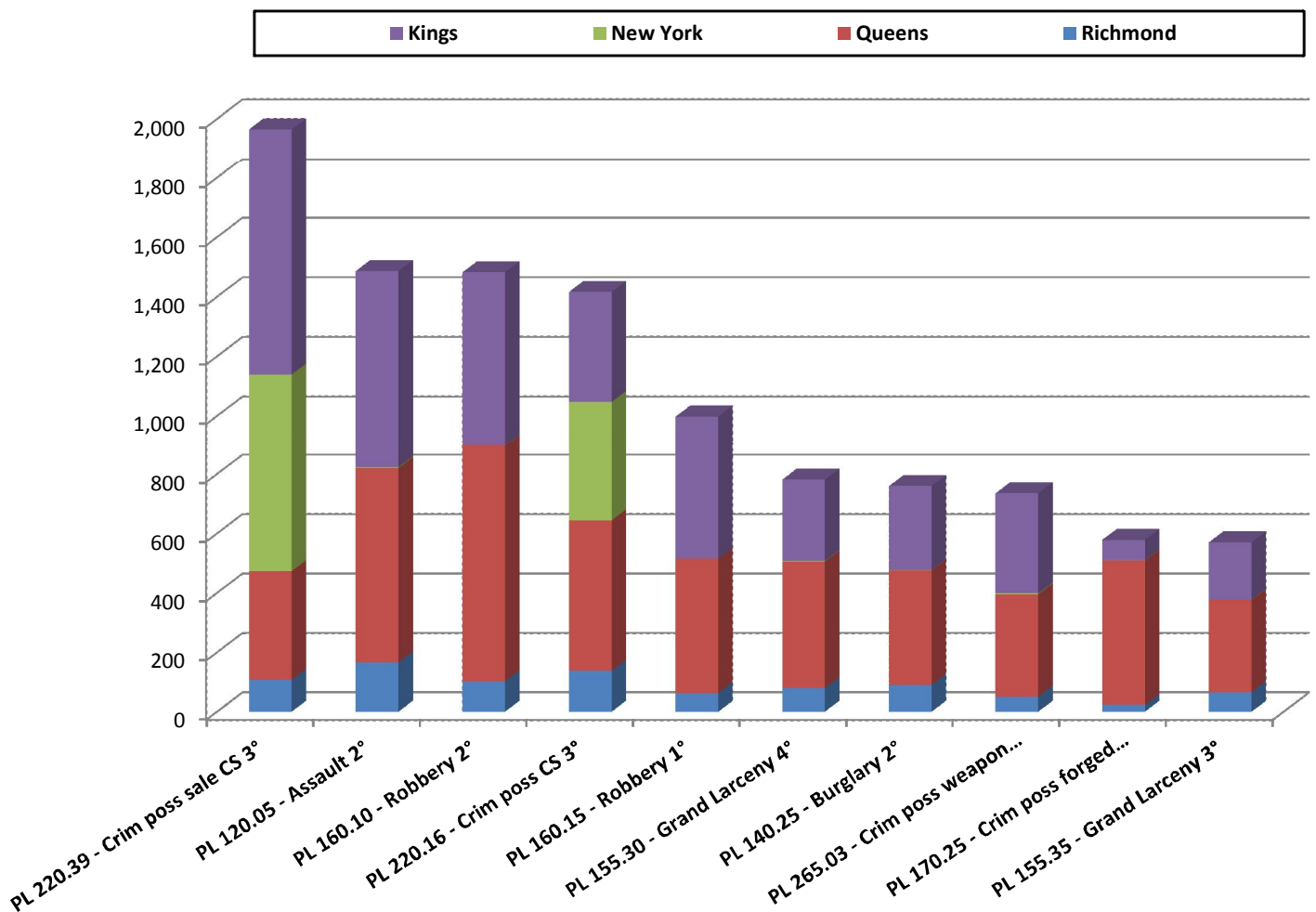
Felony waiver parts also hear motions, bail applications and extradition matters among other things. They are among some of the most productive courtrooms in the city. Over 113,000 appearances on cases were calendared in Criminal Court's Felony Waiver Parts throughout the city of which over 19,000 were disposed. These felony dispositions assisted the four corresponding Supreme Courts allowing them to handle a reduced post-indictment caseload.

While every county disposes of a large amount of drug cases in their Felony Waiver Parts, the practice differs with other cases.

	Number of Felony Waiver Parts				
	Citywide	Kings	New York	Queens	Richmond
2011	6.6	2.2	1.0	3.0	0.4



## Top 10 Arraignment Charges of Dockets Disposed in Felony Waiver Parts - 2011



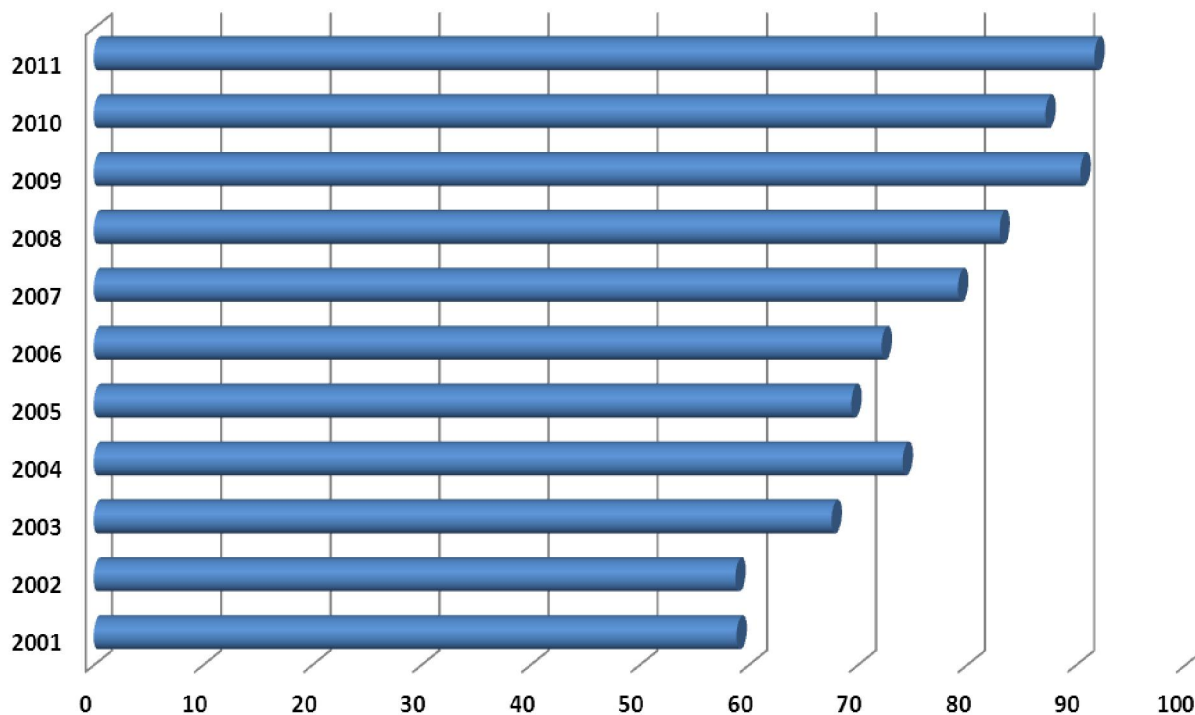
Top Ten Arraignment Charges of Dockets Disposed in Felony Waiver Parts 2011

Number of dispositions for each charge		Citywide	Kings	New York	Queens	Richmond
1	PL 220.39 Crim sale CS 3°	1,965	826	666	366	107
2	PL 120.05 Assault 2°	1,486	663	3	654	166
3	PL 160.10 Robbery 2°	1,482	583	1	796	102
4	PL 220.16 Crim poss CS 3°	1,416	369	403	506	138
5	PL 160.15 Robbery 1°	998	483	0	452	63
6	PL 155.30 Grand larceny 4°	781	273	2	426	80
7	PL 140.25 Burglary 2°	759	282	1	386	90
8	PL 265.03 Crim poss weapon 2°	735	337	3	344	51
9	PL 170.25 Crim poss forged instr 2°	578	68	1	486	23
10	PL 155.35 Grand larceny 3°	570	193	1	310	66



## Felony Waiver Parts

Mean Age of Dockets Surviving Arraignment and Disposed in Felony Waiver Parts



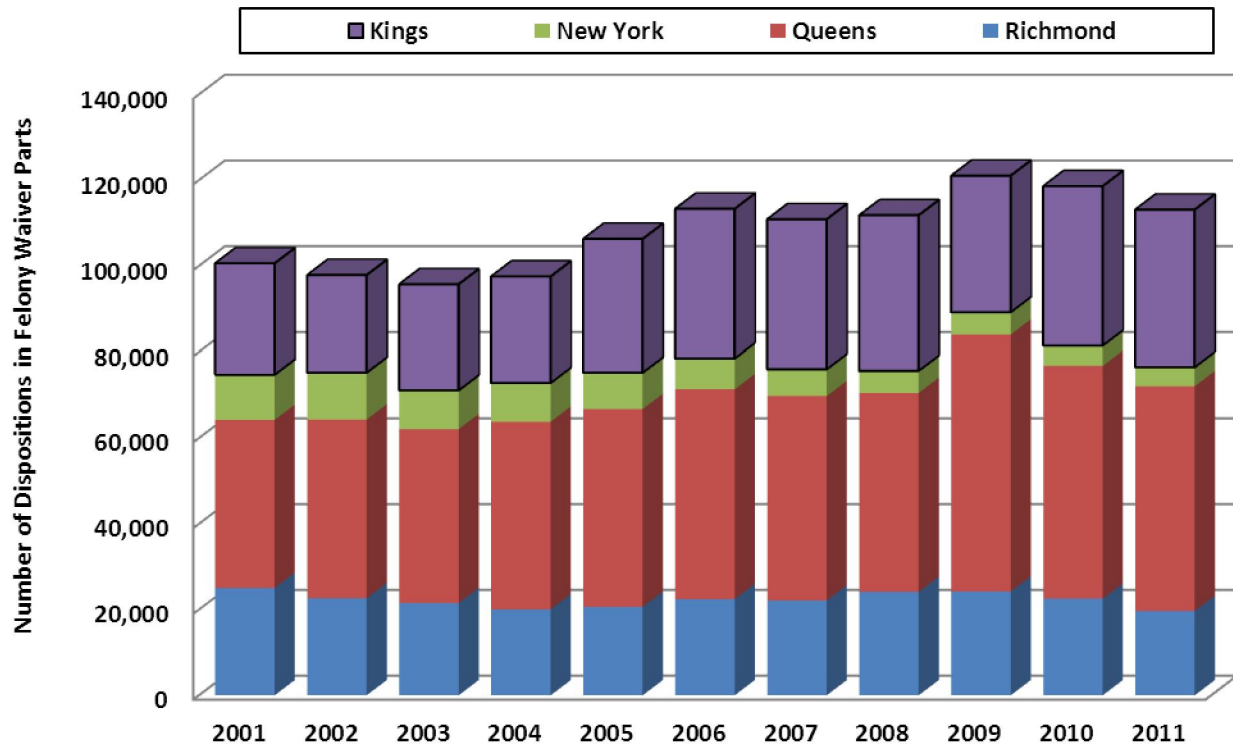
Mean Disposition Age of Dockets Surviving Arraignments and Disposed in Felony Waiver Parts (in days)

	Citywide	Kings	New York	Queens	Richmond
2011	91.7	72.0	56.0	119.2	87.9
2010	87.2	61.9	57.3	117.5	87.1
2009	90.4	56.1	53.5	127.4	95.8
2008	83.0	48.0	50.7	126.8	83.5
2007	79.2	45.2	51.3	115.1	78.6
2006	72.2	42.1	53.4	110.9	71.0
2005	69.4	43.2	49.4	103.0	72.1
2004	74.1	58.9	52.5	100.6	69.8
2003	67.6	39.9	54.6	95.8	70.2
2002	58.8	29.3	48.6	91.2	69.6
2001	58.9	30.1	47.3	92.5	74.2





### Number of Calendared Cases Heard in Felony Waiver Parts



### Number of Calendared Cases Heard in Felony Waiver Parts

	Citywide	Kings	New York	Queens	Richmond
2011	113,140	36,599	4,470	52,405	19,666
2010	118,603	37,118	4,679	54,258	22,548
2009	121,041	31,817	5,203	59,794	24,227
2008	111,818	36,141	5,151	46,403	24,123
2007	110,901	34,852	6,255	47,663	22,131
2006	113,317	34,778	7,176	48,914	22,449
2005	106,306	31,058	8,501	46,118	20,629
2004	97,556	24,690	9,055	43,747	20,064
2003	95,734	24,594	9,047	40,574	21,519
2002	97,875	22,613	10,924	41,691	22,647
2001	100,610	25,835	10,538	39,173	25,064



## Felony Waiver Parts

### Total Dispositions in Felony Waiver Parts

		Citywide	Kings	New York	Queens	Richmond
2011	<b>Total Dispositons</b>	<b>19,054</b>	<b>6,981</b>	<b>1,740</b>	<b>7,612</b>	<b>2,721</b>
	% of Arraigned Felony Cases Disposed of in Felony Waiver Pts	50.9				
2010	<b>Total Dispositions</b>	<b>18,622</b>	<b>6,389</b>	<b>1,939</b>	<b>7,259</b>	<b>3,035</b>
	% of Arraigned Felony Cases Disposed of in Felony Waiver Pts	48.1				
2009	<b>Total Dispositions</b>	<b>20,767</b>	<b>6,982</b>	<b>2,253</b>	<b>8,189</b>	<b>3,343</b>
	% of Arraigned Felony Cases Disposed of in Felony Waiver Pts	51.8				
2008	<b>Total Dispositions</b>	<b>22,739</b>	<b>8,478</b>	<b>2,375</b>	<b>8,482</b>	<b>3,404</b>
	% of Arraigned Felony Cases Disposed of in Felony Waiver Pts	51.3				
2007	<b>Total Dispositions</b>	<b>22,772</b>	<b>7,423</b>	<b>2,792</b>	<b>9,260</b>	<b>3,297</b>
	% of Arraigned Felony Cases Disposed of in Felony Waiver Pts	50.2	—	—	—	—
2006	<b>Total Dispositions</b>	<b>25,613</b>	<b>9,748</b>	<b>3,207</b>	<b>9,239</b>	<b>3,419</b>
	% of Arraigned Felony Cases Disposed of in Felony Waiver Pts	56.3	—	—	—	—
2005	<b>Total Dispositions</b>	<b>26,195</b>	<b>9,524</b>	<b>3,939</b>	<b>9,500</b>	<b>3,232</b>
	% of Arraigned Felony Cases Disposed of in Felony Waiver Pts	60.3	—	—	—	—
2004	<b>Total Dispositions</b>	<b>25,008</b>	<b>8,784</b>	<b>3,995</b>	<b>8,840</b>	<b>3,389</b>
	% of Arraigned Felony Cases Disposed of in Felony Waiver Pts	61.1	—	—	—	—
2003	<b>Total Dispositions</b>	<b>22,708</b>	<b>7,042</b>	<b>3,818</b>	<b>8,326</b>	<b>3,522</b>
	% of Arraigned Felony Cases Disposed of in Felony Waiver Pts	55.1	—	—	—	—
2002	<b>Total Dispositions</b>	<b>24,929</b>	<b>8,638</b>	<b>4,425</b>	<b>8,024</b>	<b>3,842</b>
	% of Arraigned Felony Cases Disposed of in Felony Waiver Pts	57.7	—	—	—	—
2001	<b>Total Dispositions</b>	<b>25,315</b>	<b>9,302</b>	<b>4,213</b>	<b>7,446</b>	<b>4,354</b>
	% of Arraigned Felony Cases Disposed of in Felony Waiver Pts	58.0	—	—	—	—

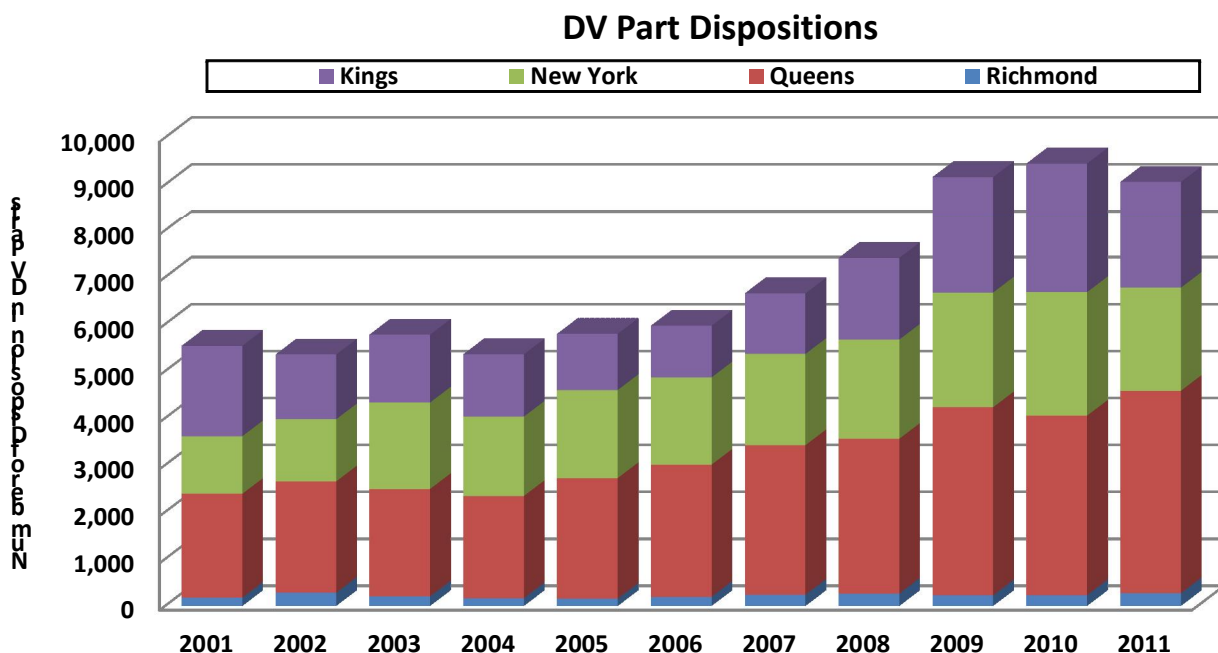


## Domestic Violence Courts

Criminal Court operates Domestic Violence or DV courts within every county. Brooklyn, Manhattan and Queens operates DV Complexes, which include an All-Purpose Part, Trial Part and Compliance Part dedicated to adjudicating these types of crimes. In Richmond all DV cases are heard in the regular AP Part. Because of the budgetary con-

straints and the mid year lay offs, the Compliance parts were closed.

Domestic Violence courts are forums that focus on crimes related to domestic violence and abuse and improving the administration of justice surrounding these types of crimes.



\* In Kings, New York and Queens counties, the Domestic Violence Compliance (DVC) Parts are not open 5 times/week and are listed as fractions depending on the number of days they are open. In Brooklyn DVC is open 2 days/week, Manhattan DVC is open 1 day/week and in Queens, DVC (which is combined with a hearing part) is open 3 days/week. In Richmond county, the domestic violence part (AP2DV) is called in a combined part with 3 other types of calendars and cases.

Number of Domestic Violence Court Parts in Criminal Court *					
	Citywide	Kings	New York	Queens	Richmond
2011	4.2	2.0	1.0	1.0	.2
Total Number of Plea Dispositions in DV Parts					
2011	9,055	2,281	2,194	4,313	267
2010	9,446	2,767	2,629	3,825	225
2009	9,158	2,486	2,442	4,006	224
2008	7,411	1,741	2,111	3,297	262
2007	6,654	1,290	1,942	3,186	236
2006	5,965	1,100	1,857	2,815	193
2005	5,793	1,197	1,874	2,568	154
2004	5,357	1,328	1,689	2,176	164
2003	5,775	1,446	1,840	2,288	201
2002	5,352	1,379	1,322	2,372	279
2001	5,537	1,925	1,225	2,214	173



## Compliance Parts

At the beginning of 2011, every county except Richmond had a Domestic Violence Compliance Part (DVC). In these parts, cases in which a Domestic Violence Court judge orders defendants to attend batterer intervention, substance abuse, mental health or parenting skills programs are monitored by a Judicial Hearing Officer to ensure that the defendants

comply with the judges' directives. Defendants who do not comply are referred back to the original judge for appropriate action.

By April 2011, DVC Parts were closed due to budgetary constraints, except in Queens county, which continues to have a DVC calendar heard in one of its AP Parts.

Number of Cases Calendared in DV Compliance Parts

	Citywide	Kings	New York	Queens
2011	2,830	327	566	1,937
2010	4,695	1,240	1,526	1,929
2009†	2,876	NA	1,217	1,659
2008†	3,060	NA	1,166	1,894
2007	5,034	1,255	1,409	2,370
2006	4,854	986	1,492	2,376
2005	5,763	1,516	1,444	2,803
2004	6,658	2,218	1,094	3,346
2003	5,409	2,359	1,514	1,536
2002	9,777	3,843	1,733	4,201
2001	12,714	6,199	1,824	4,691

\* Includes Bronx information

† 2008 statistics for Kings County unavailable



## COURT OPERATIONS – TRIAL PARTS

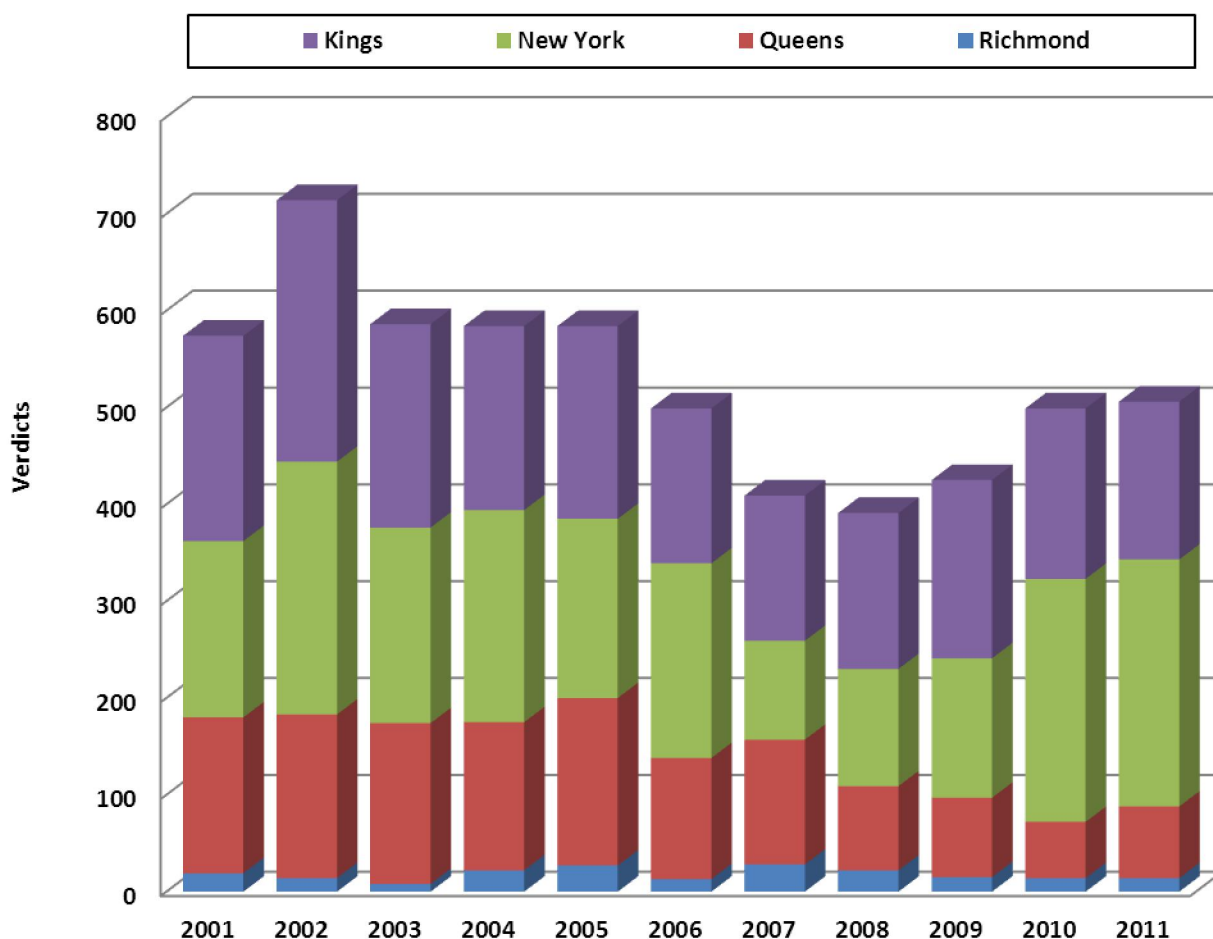
Trial Parts in the Criminal Court handle most of the trials – both bench and jury. (Some trials are conducted in the Court’s AP parts). In New York State only those individuals charged with a serious crime, defined as one where the defendant faces more than six (6) months in jail, are entitled to a jury trial. Those defendants facing six (6) months incarceration or less are entitled to a bench trial before a judge.

Trial Parts also handle many of the pre-trial hearings that must be conducted before the trial begins. These include suppression, *Sandoval*,

*Molineux* and other evidentiary hearings. Data on the number of trials that go to verdict are presented below and on the facing page. Although the data is not presented here, a significant number of non-trial dispositions (e.g., guilty pleas, ACDs and dismissals) take place in Trial Parts, when the parties are compelled to make a final evaluation of the strength and weaknesses of their case.

Criminal Court also conducts a limited amount of hearings upon felony complaints.

Total Trial Verdicts





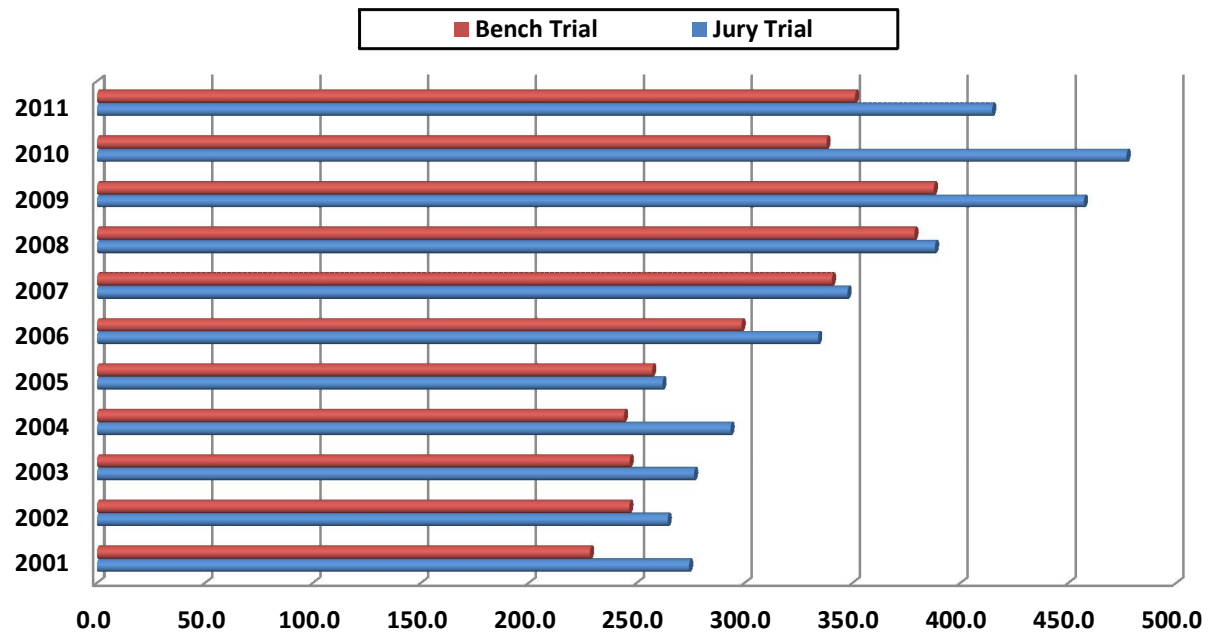
## COURT OPERATIONS – TRIAL PARTS

		Trial Verdicts														
		Citywide			Kings			New York			Queens			Richmond		
		Conv	Acq	Tot	Conv	Acq	Tot	Conv	Acq	Tot	Conv	Acq	Tot	Conv	Acq	Tot
2011	Jury	91	69	160	28	18	46	51	37	88	9	12	21	3	2	5
	Bench	199	147	346	70	47	117	97	70	167	24	29	53	8	1	9
	<b>Total</b>	<b>290</b>	<b>216</b>	<b>506</b>	<b>98</b>	<b>65</b>	<b>163</b>	<b>148</b>	<b>107</b>	<b>255</b>	<b>33</b>	<b>41</b>	<b>74</b>	<b>11</b>	<b>3</b>	<b>14</b>
2010	Jury	78	62	140	21	31	52	43	22	65	9	7	16	5	2	7
	Bench	193	166	359	67	57	124	103	83	186	19	23	42	4	3	7
	<b>Total</b>	<b>271</b>	<b>228</b>	<b>499</b>	<b>88</b>	<b>88</b>	<b>176</b>	<b>146</b>	<b>105</b>	<b>251</b>	<b>28</b>	<b>30</b>	<b>58</b>	<b>9</b>	<b>5</b>	<b>14</b>
2009	Jury	102	67	169	28	21	49	48	29	77	24	14	38	2	3	5
	Bench	156	100	256	81	54	135	42	25	67	25	19	44	8	2	10
	<b>Total</b>	<b>258</b>	<b>167</b>	<b>425</b>	<b>109</b>	<b>75</b>	<b>184</b>	<b>90</b>	<b>54</b>	<b>144</b>	<b>49</b>	<b>33</b>	<b>82</b>	<b>10</b>	<b>5</b>	<b>15</b>
2008	Jury	71	56	127	22	21	43	32	22	54	16	13	29	1	0	1
	Bench	149	115	264	61	57	118	48	19	67	26	32	58	14	7	21
	<b>Total</b>	<b>220</b>	<b>171</b>	<b>391</b>	<b>83</b>	<b>78</b>	<b>161</b>	<b>80</b>	<b>41</b>	<b>121</b>	<b>42</b>	<b>45</b>	<b>87</b>	<b>15</b>	<b>7</b>	<b>22</b>
2007	Jury	89	91	180	22	33	55	39	30	69	25	24	49	3	4	7
	Bench	130	99	229	53	42	95	21	12	33	39	41	80	17	4	21
	<b>Total</b>	<b>219</b>	<b>190</b>	<b>409</b>	<b>75</b>	<b>75</b>	<b>150</b>	<b>60</b>	<b>42</b>	<b>102</b>	<b>64</b>	<b>65</b>	<b>129</b>	<b>20</b>	<b>8</b>	<b>28</b>
2006	Jury	124	80	204	25	21	46	74	28	102	22	27	49	3	4	7
	Bench	159	136	295	63	51	114	52	47	99	39	37	76	5	1	6
	<b>Total</b>	<b>283</b>	<b>216</b>	<b>499</b>	<b>88</b>	<b>72</b>	<b>160</b>	<b>126</b>	<b>75</b>	<b>201</b>	<b>61</b>	<b>64</b>	<b>125</b>	<b>8</b>	<b>5</b>	<b>13</b>
2005	Jury	127	101	228	33	32	65	57	30	87	27	31	58	10	8	18
	Bench	205	151	356	87	47	134	59	39	98	55	60	115	4	5	9
	<b>Total</b>	<b>332</b>	<b>252</b>	<b>584</b>	<b>120</b>	<b>79</b>	<b>199</b>	<b>116</b>	<b>69</b>	<b>185</b>	<b>82</b>	<b>91</b>	<b>173</b>	<b>14</b>	<b>13</b>	<b>27</b>
2004	Jury	140	107	247	28	28	56	77	42	119	30	33	63	5	4	9
	Bench	186	151	337	83	51	134	52	48	100	47	43	90	4	9	13
	<b>Total</b>	<b>326</b>	<b>258</b>	<b>584</b>	<b>111</b>	<b>79</b>	<b>190</b>	<b>129</b>	<b>90</b>	<b>219</b>	<b>77</b>	<b>76</b>	<b>153</b>	<b>9</b>	<b>13</b>	<b>22</b>
2003	Jury	115	123	238	33	36	69	63	60	123	17	26	43	2	1	3
	Bench	210	138	348	94	47	141	53	26	79	63	60	123	0	5	5
	<b>Total</b>	<b>325</b>	<b>261</b>	<b>586</b>	<b>127</b>	<b>83</b>	<b>210</b>	<b>116</b>	<b>86</b>	<b>202</b>	<b>80</b>	<b>86</b>	<b>166</b>	<b>2</b>	<b>6</b>	<b>8</b>
2002	Jury	145	104	249	37	29	66	81	48	129	24	27	51	3	0	3
	Bench	274	191	465	132	72	204	81	51	132	55	63	118	6	5	11
	<b>Total</b>	<b>419</b>	<b>295</b>	<b>714</b>	<b>169</b>	<b>101</b>	<b>270</b>	<b>162</b>	<b>99</b>	<b>261</b>	<b>79</b>	<b>90</b>	<b>169</b>	<b>9</b>	<b>5</b>	<b>14</b>
2001	Jury	114	82	196	45	19	64	45	33	78	23	24	47	1	6	7
	Bench	215	163	378	103	45	148	64	40	104	44	70	114	4	8	12
	<b>Total</b>	<b>329</b>	<b>245</b>	<b>574</b>	<b>148</b>	<b>64</b>	<b>212</b>	<b>109</b>	<b>73</b>	<b>182</b>	<b>67</b>	<b>94</b>	<b>161</b>	<b>5</b>	<b>14</b>	<b>19</b>





## Trial Verdicts Mean Age at Disposition



### Bench Trial Verdicts Mean Age at Disposition (days)

	Citywide	Kings	New York	Queens	Richmond
2011	351.3	461.2	243.5	449.9	318.3
2010	338.1	464.4	251.3	355.5	261.5
2009	387.8	488.7	252.4	324.9	163.1
2008	378.8	445.6	229.9	449.0	257.5
2007	340.6	370.8	222.8	348.4	335.2
2006	298.7	314.8	251.2	337.2	240.5
2005	257.3	265.3	218.0	274.6	337.1
2004	244.2	214.6	206.9	341.8	305.8
2003	246.9	229.6	245.4	265.2	311.2
2002	246.7	208.0	269.4	288.8	256.5
2001	228.5	184.0	235.4	265.2	378.9

### Jury Trial Verdicts Mean Age at Disposition (days)

	Citywide	Kings	New York	Queens	Richmond
2011	414.8	598.7	320.2	444.0	248.0
2010	477.1	603.9	339.4	503.3	758.9
2009	457.3	491.0	374.1	600.4	338.8
2008	388.3	419.1	336.9	414.8	1111.0
2007	347.8	322.7	328.7	381.9	488.3
2006	334.2	356.2	308.9	364.8	351.3
2005	262.1	242.7	287.5	259.7	221.0
2004	293.6	217.4	296.3	362.4	265.0
2003	276.7	235.0	300.5	268.0	401.3
2002	264.5	211.1	285.8	277.4	343.3
2001	274.4	202.8	312.4	305.3	302.7



## Pre-Trial Hearings

Trial Parts conduct the majority of the pre-trial hearings done in the Criminal Court. The statistics below, divided into felony and other hearings, show the number of pretrial hearings. Felony hearings upon a felony complaint, determining whether a defendant should be held in custody while awaiting action by a grand jury, are typically done in a

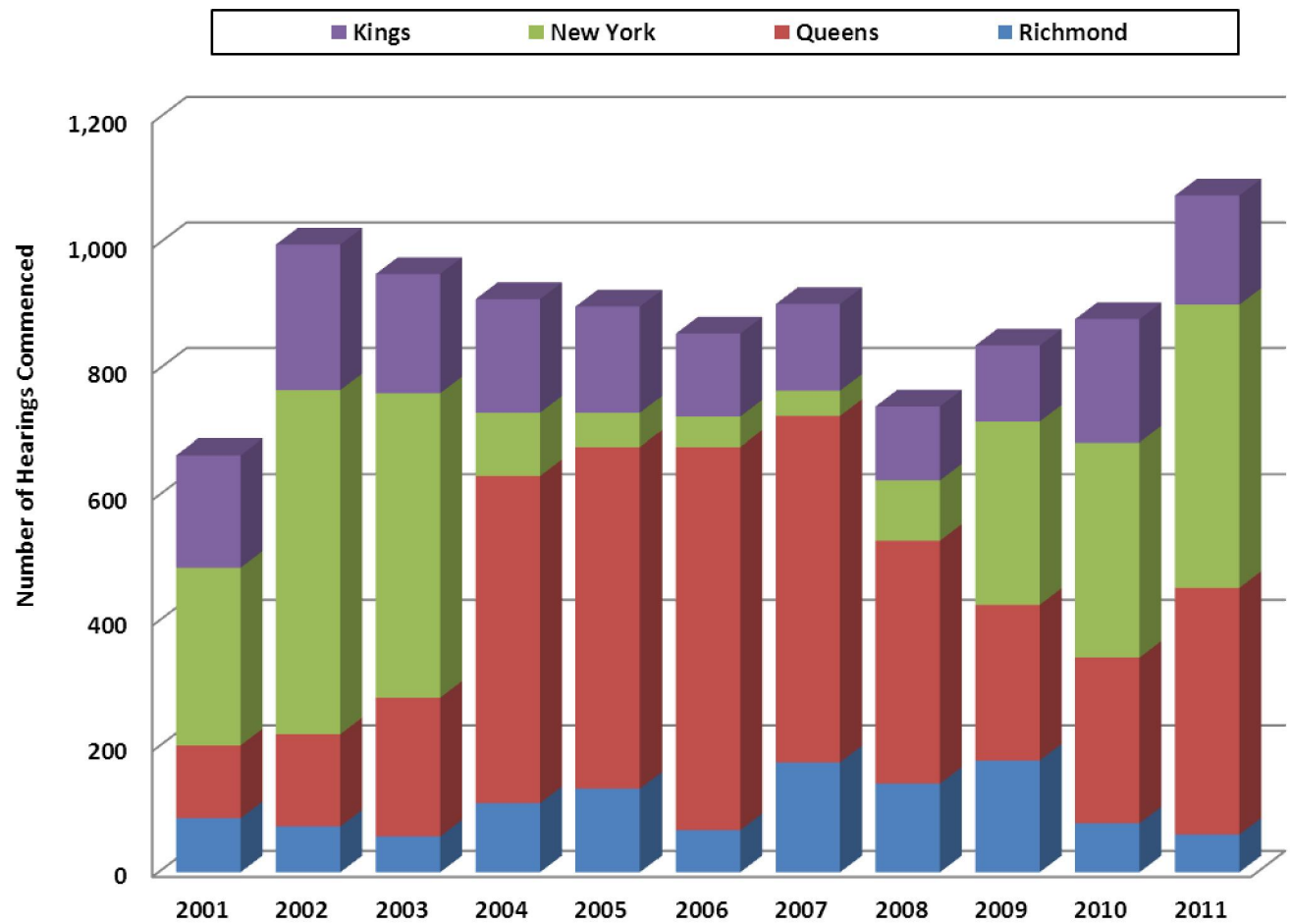
felony waiver part - although they may take place in any court part.

The “other hearing” category is comprised of pre-trial suppression hearings, *Sandoval*, *Molineux* and other evidentiary hearings.

		Pre Trial Hearings Commenced				
		Citywide	Kings	New York	Queens	Richmond
2011	Total Hearings	1,077	174	450	393	60
	Felony Hearings	18	1	7	4	6
	Other Hearings	1,059	173	443	389	54
2010	Total Hearings	880	196	342	264	78
	Felony Hearings	14	0	7	5	2
	Other Hearings	866	196	335	259	76
2009	Total Hearings	838	121	291	248	178
	Felony Hearings	25	4	14	6	1
	Other Hearings	813	117	277	242	177
2008	Total Hearings	741	117	96	387	141
	Felony Hearings	30	12	15	1	2
	Other Hearings	711	105	81	386	139
2007	Total Hearings	904	138	40	551	175
	Felony Hearings	17	0	10	3	4
	Other Hearings	887	138	30	548	171
2006	Total Hearings	857	132	48	610	67
	Felony Hearings	16	2	6	0	8
	Other Hearings	841	130	42	610	59
2005	Total Hearings	900	169	54	544	133
	Felony Hearings	28	1	18	0	9
	Other Hearings	872	168	36	544	124
2004	Total Hearings	912	181	100	521	110
	Felony Hearings	26	0	15	0	11
	Other Hearings	886	181	85	521	99
2003	Total Hearings	952	190	484	221	57
	Felony Hearings	54	6	36	0	12
	Other Hearings	898	184	448	221	45
2002	Total Hearings	999	232	547	147	73
	Felony Hearings	49	1	32	0	16
	Other Hearings	950	231	515	147	57
2001	Total Hearings	664	179	283	116	86
	Felony Hearings	38	0	27	2	9
	Other Hearings	626	179	256	114	77



## Pre-Trial Hearings Commenced





---

## COURT OPERATIONS – COMMUNITY COURTS

### Red Hook Community Justice Center

Red Hook Community Justice Center (RHCJC) integrates the functions of a court with the types of treatment and preventive services typically found in a community center. Staff working for the Center for Court Innovation have offices at the Red Hook site and provide seamless services to the Court and the public.

RHCJC seeks to address the needs of the community as a whole, and is structured to address them by incorporating a multi-jurisdictional court and housing programs to improve the quality of life for the Red Hook community. The Justice Center provides on-site social services addressing drug abuse, poverty, family violence, unemployment and education. It also houses community mediation and job training programs. All of these services are available to defendants and victims as well as to members of the Red Hook community.

RHCJC also offers innovative programs designed to address the needs of a particularly vulnerable population, young adults. The Youth Court tries to mediate problems between kids before they flare into something that must involve the criminal justice system.

RHCJC incorporates state-of-the-art technology making information readily available to judges and court personnel. This access enables informed decisions to be made more expeditiously and provides the court with the ability to track sentences and compliance with program mandates.

---

### Midtown Community Court

Launched in 1993, the Midtown Community Court targets quality-of-life offenses, such as prostitution, illegal vending, graffiti, shoplifting, farebeating and vandalism. Typically in these cases, judges are often forced to choose between a few days of jail time and nothing at all - sentences that fail to impress on either the victim, the community or defendants that these offenses are taken seriously. In contrast, the Midtown Community Court sentences low-level offenders to pay back the neighborhood through community service while at the same time offering them help with problems that

often underlie criminal behavior. Residents, businesses and social service agencies collaborate with the Court by supervising community service projects and by providing on-site social services, including drug treatment, health care and job training.



### Red Hook Community Justice Center

	2011	2010	2009	2008	2007	2006	2005	2004	2003	2002	2001
Arraignments	3,245	3,556	3,264	3,222	3,833	4,072	3,670	3,168	3,803	4,052	4,199
Dispositions at Arraign't	1,602	1,941	1,809	1,526	1,956	2,253	2,048	1,912	2,136	2,631	2,581
Dkts Surviving Arraign't	1,643	1,615	1,455	1,696	1,877	1,819	1,622	1,256	1,667	1,421	1,618
% Surviving Arraignment	50.6	45.4	44.6	52.6	49.0	44.7	44.2	39.6	43.8	35.1	38.5
Mean Age at Dispo (days)*	95.6	86.3	108.1	111.5	95.6	88.0	90.1	98.9	85.2	101.8	83.1
Summons Trials Commenced	2	4	0	1	47	25	54	19	1	3	3
Online/DAT Trials Commenced	15	13	6	32	39	11	0	1	1	2	3

### Midtown

	2011	2010	2009	2008	2007	2006	2005	2004	2003	2002	2001
Arraignments	9,591	10,512	9,711	8,455	8,621	8,884	9,067	10,593	11,023	11,230	10,742
Dispositions at Arraign't	7,373	7,578	7,014	6,084	6,360	6,771	6,243	7,076	7,209	7,539	8,177
Dkts Surviving Arraign't	2,218	2,934	2,697	2,371	2,261	2,113	2,824	3,517	3,814	3,691	2,565
% Surviving Arraignment	23.1	27.9	27.8	28.0	26.2	23.8	31.1	33.2	34.6	32.9	23.9
Mean Age at Dispo (days)*	101.4	101.6	119.4	111.8	133.8	101.5	75.5	91.9	72.6	66.7	57.9

\* Dockets surviving arraignments

Top 10 Arraignment Charges - Red Hook						Top 10 Arraignment Charges - Midtown					
Comparison by most frequently arraigned			2011	2006	2001	Comparison by most frequently arraigned			2011	2006	2001
PL	221.10	Crim poss marihuana 5°	1	2	2	PL	155.25	Petit larceny	1	1	1
PL	120.00	Assault 3°	2	3	3	PL	165.15	Theft of services	2	3	3
PL	220.03	Crim poss CS 7°	3	1	1	AC	20-453	Unlicensed vendor	3	2	2
PL	155.25	Petit Larceny	4	6	7	PL	221.10	Crim poss marihuana 5°	4	4	4
AC	10-125	Pub. consumption alcohol	5	5	—	RR	1050.6	Misuse of transit facility	5	—	—
PL	165.15	Theft of services	6	9	4	RR	1050.7	Disorderly Conduct	6	—	—
VTL	511.1A	Agg unlicensed op MV 3°	7	10	—	AC	10-125	Pub. consumption alcohol	7	7	5
PL	140.15	Crim trespass 2°	8	—	—	PL	220.03	Crim poss CS 7°	8	9	8
RR	1050	Misuse transit facility	9	—	—	PI	140.10	Crim trespass 3°	9	—	—
PL	230.04	Patron Prostitute 3°	10	—	—	PL	240.20	Disorderly conduct	10	10	—
VTL	511.1	Agg unlicensed op MV 3°	—	4	6	PL	230.00	Prostitution	—	5	6
PL	140.10	Criminal trespass 3°	—	8	5	PL	240.37	Loitering/prostitution	—	6	7
PL	230.00	Prostitution	—	—	9	VTL	511.1	Agg unlicensed op MV 3°	—	—	9
PL	230.03	Patron Prostitute 4°	—	7	—	PL	165.71	Trademark Counterfeiting 2°	—	8	10
PL	240.30	Agg harassment 2°	—	—	8						
PL	240.37	Loitering for Prostitution	—	—	10						



## COURT OPERATIONS - CENTRAL ADMINISTRATION

Central Administration at 111 Centre Street coordinated the operation of Criminal Court with the Deputy Chief Administrative Judge and County Administrative judges for Criminal Matters throughout the City. Central Administration was divided into three main offices - the Deputy Chief Administrative Judge, Chief Clerk and Chief Court Attorney.

### ***Office of the Deputy Chief Administrative Judge***

In 2009, Deputy Chief Administrative Judge Fern Fisher took over as the chief judicial officer of the Court. The Deputy Chief Administrative Judge coordinated with the County Administrative Judges on the overall direction and policies of the Citywide Court. Judge Fisher is also responsible for judicial assignments and met with the individual county Administrative and Supervising Judges on a regular basis to map out new programs and initiatives to ensure that the Court ran properly.

### ***Office of the Chief Clerk***

Chief Clerk Justin Barry supervises all non-judicial staff throughout the court. Assisted by First Deputy Chief Clerk Joseph Vitolo, the Office of the Chief Clerk's responsibilities includes:

- Liaison to the Administrative Judge, Supervising Judges, Borough Chief Clerks and Chief Court Attorney;
- Liaison to the Office of Court Administration;
- Budget Preparation and Control;
- Personnel Assignments;
- Operational Directives;
- Citywide Facilities Management;
- Coordination of Training;
- Citywide Summons Oversight; and
- Grievance Oversight.

The Chief Clerk's Office also includes other citywide supervisors who coordinate assignments for their respective staff throughout the city. These supervisors include those for court reporters, court interpreters, technology, compliance, summons, data entry and records and supply.

### ***Chief Court Attorney***

The Chief Court Attorney position has been vacant

since 2010. Lisa Lindsay took over the responsibility of oversight of this office during the past year. The office was responsible for the assignment and supervision of court attorneys working for the Criminal Court citywide. The office also kept judicial and non-judicial staff abreast of new developments and changes in the criminal law. The Chief Court Attorney's Office also assisted the Deputy Chief Administrative Judge with training initiatives for both judges and non-judicial employees. Lastly, this office was the primary liaison with the Office of Court Administration Counsel's Office in monitoring any lawsuits involving Criminal Court.



## COURT OPERATIONS - CENTRAL ADMINISTRATION

### Criminal Court Revenue\* 2011

	Citywide	Bronx	Kings**	New York**	Queens	Richmond
Bail	\$10,206,982	\$1,747,787	\$3,489,367	\$2,189,679	\$1,809,831	\$970,318
DNA Fee	\$40,495	\$330	\$6,400	\$19,280	\$13,320	\$1,165
DNA Fee Supreme	\$9,825	\$9,825	\$0	\$0	\$0	\$0
DWI SUPP Surcharge	\$454,590	\$50	\$37,390	\$43,505	\$365,540	\$8,105
DWI Surcharge	\$594,040	\$16,480	\$242,130	\$283,945	\$195	\$51,290
DWI Surcharge/SUPP Surcharge Supreme	\$157,218	\$157,218	\$0	\$0	\$0	\$0
Fine City Arrest	\$1,719,612	\$317,368	\$109,340	\$304,235	\$866,835	\$121,834
Fine City Summons	\$5,224,934	\$493,330	\$402,005	\$3,360,659	\$853,130	\$115,810
Fine DWI	\$2,801,786	\$556,586	\$557,200	\$751,220	\$808,225	\$128,555
Felony City Arrest	\$16,765	\$16,765	\$0	\$0	\$0	\$0
Felony DWI	\$2,380	\$2,380	\$0	\$0	\$0	\$0
Felony State Arrest	\$570	\$570	\$0	\$0	\$0	\$0
Fine State Arrest	\$2,360,751	\$455,739	\$503,810	\$628,460	\$607,213	\$165,529
Fine State Summons	\$3,053,375	\$681,975	\$165,725	\$1,382,680	\$770,885	\$52,110
Misc Interest	\$182	\$0	\$182	\$0	\$0	\$0
Misc Other/Court Costs	\$335	\$0	\$0	\$0	\$335	\$0
Misc Overage	\$4,873	\$4,411	\$210	\$2	\$250	\$0
Misc Returned Check	\$840	\$80	\$60	\$280	\$420	\$0
Misc Sanctions	\$195	\$0	\$0	\$0	\$195	\$0
Misc Shortage	(\$540)	(\$540)	\$0	\$0	\$0	\$0
SORA	\$1,710	\$0	\$100	\$1,200	\$360	\$50
SORA Supreme	\$7,630	\$2,400	\$0	\$0	\$5,230	\$0
Subpoena Fees	\$390	\$55	\$45	\$270	\$20	\$0
Subpoena Fees Supreme	\$238	\$238	\$0	\$0	\$0	\$0
SUPP SORA	\$10,650	\$0	\$3,000	\$6,270	\$0	\$1,380
SUPP SORA Supreme	\$4,000	\$4,000	\$0	\$0	\$0	\$0
Summons CVAF	\$93,370	\$17,785	\$9,690	\$23,155	\$38,945	\$3,795
Arrest CVAF	\$1,073,817	\$219,235	\$207,468	\$256,891	\$330,105	\$60,118
Felony CVAF	\$5,915	\$5,915	\$0	\$0	\$0	\$0
Felony Surcharge	\$63,078	\$63,078	\$0	\$0	\$0	\$0
Misdemeanor Surcharge Summons	\$6,070	\$340	\$150	\$3,125	\$2,415	\$40
Misdemeanor Surcharge Arrest	\$765,040	\$162,160	\$109,640	\$216,795	\$213,075	\$63,370
Violation Surcharge Summons	\$424,265	\$75,305	\$41,560	\$114,740	\$169,625	\$23,035
Violation Surcharge Arrest	\$3,013,875	\$621,527	\$565,412	\$703,553	\$970,317	\$153,066
VTL Surcharge	\$225,330	\$38,490	\$93,360	\$74,710	\$0	\$18,770
VTL Surcharge Summons	\$18,460	\$955	\$815	\$2,915	\$11,640	\$2,135
VTL Surcharge Arrest	\$1,579,394	\$281,400	\$395,925	\$363,075	\$453,126	\$85,868
VTL Surcharge Supreme	\$23,255	\$23,255	\$0	\$0	\$0	\$0
Transcript/Certified Copy	\$354,948	\$82,498	\$44,500	\$91,660	\$100,150	\$36,140
Transcript Supreme/Certified Copy	\$62,518	\$62,518	\$0	\$0	\$0	\$0
Certified Mailing Supreme	\$8	\$8	\$0	\$0	\$0	\$0
Total	\$34,383,169	\$6,121,517	\$6,985,483	\$10,822,304	\$8,391,382	\$2,062,483

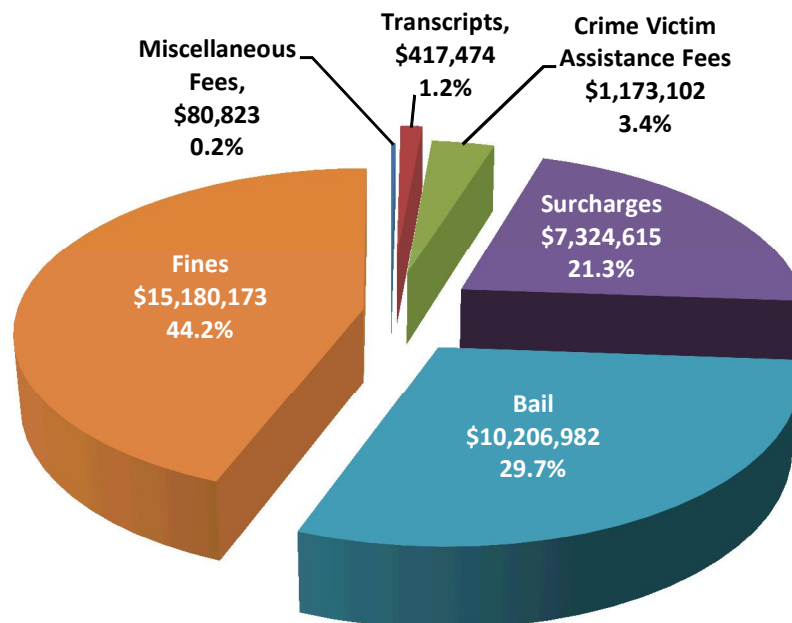
\* Includes Bronx information

\*\* See note on bottom of page 37 concerning allocation of Kings and Manhattan summons fines and surcharges.





## Criminal Court Revenue - 2011

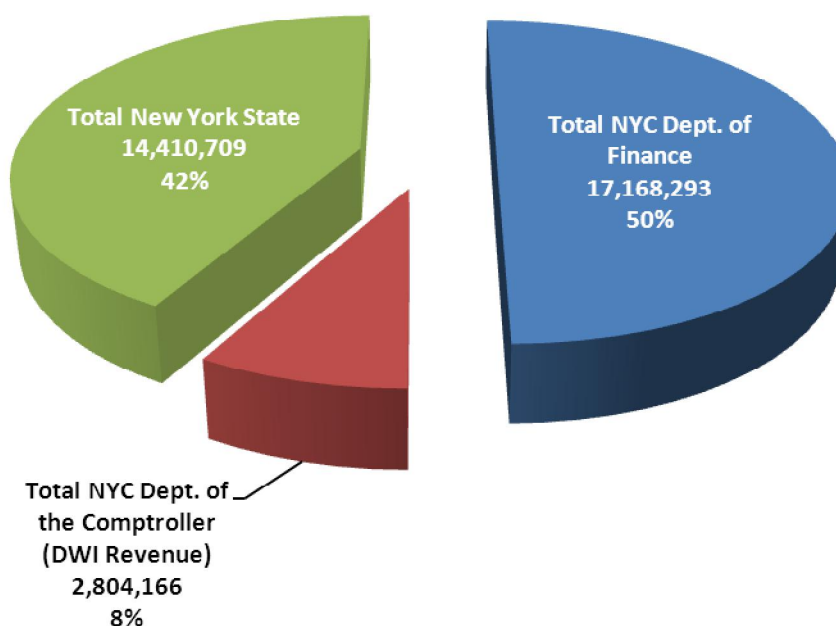


## Criminal Court Disbursements 2011\*

Disbursement to NYC Department of Finance	\$17,168,293
Disbursement to NYC Department of the Controller (DWI revenue disbursed to Controller)	\$2,804,166
Total disbursements to city (subtotal)	\$19,972,459
Total disbursement to state	<u>\$14,410,709</u>
Total disbursements	\$34,383,168

\* Includes Bronx information

## Criminal Court Disbursements - 2011







New York City Criminal - Windows Internet Explorer

http://www.nycourts.gov/courts/nyc/criminal/index.shtml

File Edit View Favorites Tools Help

Google Go Bookmarks 30 blocked Check AutoLink AutoFill Settings

New York City Criminal

# New York State Unified Court System

New York State Unified Court System

## New York City Criminal Court

NYC Criminal

General Information

**NY City Criminal Court Annual Reports:**  
2007 | 2006 | 2005 | 2004

**Drug Court Initiative Annual Reports:**  
2007 | 2006 | 2005 | 2004

Drug Treatment Courts

Report of Bar Code Scanning

Frequently Asked Questions

Content also available in:  
Español  
Français

Special Projects

CDRC - Español

Glossary

Content also available in:  
Français

Caseload Statistics

Other Courts

**COURTS**

LITIGANTS

ATTORNEYS

JURORS

JUDGES

CAREERS

SEARCH



Kings County



Bronx County



Queens County



Midtown Community Court



Criminal Court of the City of New York



New York County



Redhook Community Justice Center



Richmond County



Citywide Summons

Web page updated: May 19, 2009 - www.NYCOURTS.gov

http://www.nycourts.gov/index.htm

Internet 130%

You may access this report and other useful information at [nycourts.gov](http://nycourts.gov)  
or on Criminal Court's intranet site <http://crimweb>

## Criminal Court of the City of New York

320 Jay Street  
Brooklyn, NY 11201

Phone: 646-386-4700  
Fax: 646-386-4394  
E-mail: [llindsay@courts.state.ny.us](mailto:llindsay@courts.state.ny.us)